

Whitewater-Rice Lakes 2021 Opinion Survey Results

Sponsored by

Whitewater-Rice Lakes Management District
Greater Whitewater Lakes Property Owners Association

Fiscal and Economic Research Center

Principal Investigator: Dr. Matthew Winden

Data Analyst: Johnny Pulley

This document contains the final analysis of responses to the Whitewater-Rice Lakes
2021 Opinion Survey.

Introduction to Methodology and Results

The Whitewater-Rice Lakes 2021 Opinion Survey was sent out in both an online and mail format. 665 total households were identified as living on Whitewater or Rice Lakes or within the Lake Management District. From this total set of households, email contacts were available for 381 households (some containing multiple email contacts), while mail contacts were available for the remaining 284. Email responses were ultimately received from 353 out of 539 email surveys sent (65.5% completion rate); after cleaning for incomplete responses a total of 338 useable online responses were received. Mail responses were ultimately received from 98 out of 263 mailed surveys sent (37.3% completion rate); 21 mailed addresses came back to us as unavailable (from the total of 284).

The response numbers for the surveys were high and affords the data analysis a strong sense of certainty. The data is analyzed in three separate groups. The first group includes all households within the Lake Management District. The second group includes all households that live directly on Whitewater Lake. The third group includes all households that live directly on Rice Lake. The following report is an analysis of the first group only, with the Whitewater Lake group results reported in Appendix A and the Rice Lake group results reported in Appendix B.

The purpose of this report is to provide a guide to understanding the opinions of homeowners on the lakes and in the surrounding area.

Demographics and Lake Use

The main body of this report focuses on individuals living directly on Rice Lake, Whitewater Lake and within the Lakes Management District but not directly on either lake. Table 1 shows that only 5.5 percent of respondents live on Rice Lake, which is contrasted with 68 percent of respondents living directly on Whitewater Lake and the remaining 26.5 percent living nearby either lake, but not directly on the lakes. Because of this disparity between the percentage of respondents for Rice Lake and Whitewater Lake, appendices have been added that analyze Rice Lake and Whitewater Lake Respondents separately.

Table 1: Property Status	Frequency
Own Home/Property Directly on Riparian of Whitewater Lake	68.0%
Own Home/Property Directly on Riparian of Rice Lake	5.5%
Own Home/Property Nearby, but not on Riparian	26.5%
Total	100.00%

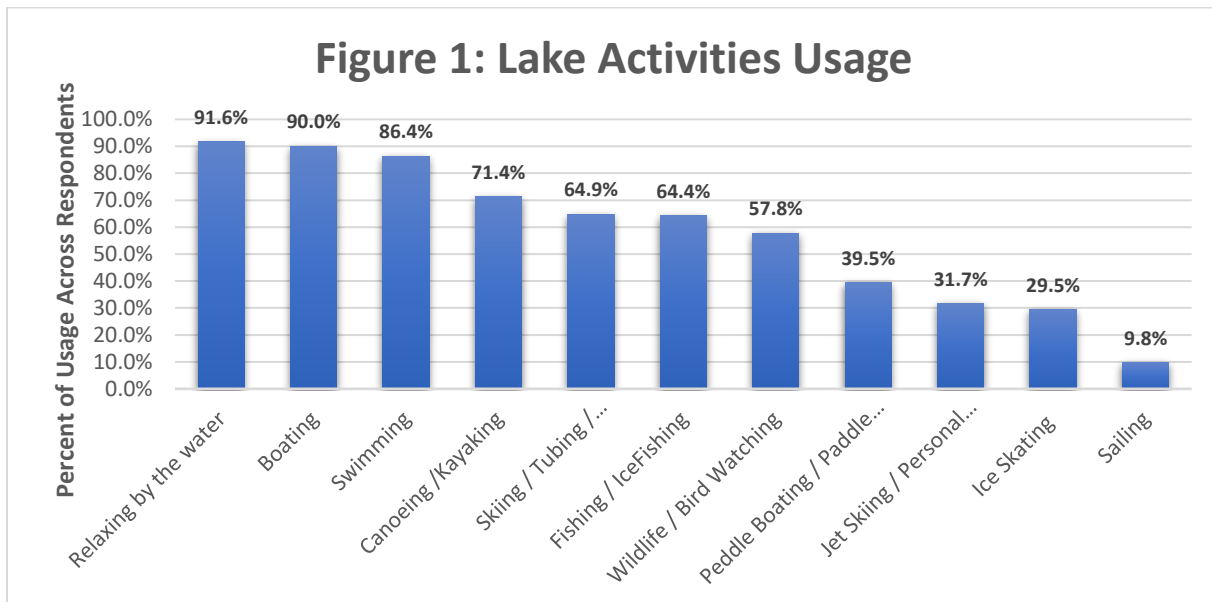
The demographics of the complete set of respondents have some positive implications. When analyzing Table 2 below, the length of ownership (in years) can be seen, with the median length being 20 years. This suggests that individuals who move to the Lakes District tend to stay in this area for a long period of time. Among other things, this means that most homeowners feel comfortable enough with the management and condition of the lake to stay for long periods of time.

Table 2: Length of Ownership (in Years)	
Mean	22
Median	20
Maximum	67
Minimum	0.5

Table 3 shows that 35 percent of all respondents were full-time residents that lived within the Lakes Management District. Another 24 percent were part-time residents who occupied the property seasonally or continually for part of the year. The remaining 41 percent of homeowners own their property as a vacation home to be visited during the weekends or for periods of no more than two weeks. Nearly 60 percent of all respondents are spending a season or a dedicated part of the year in the area.

Table 3: Ownership Status	
Status	Frequency
Full-Time Resident	35.3%
Part-Time Resident	23.4%
Vacation Home	41.3%
Total	100.00%

When it comes to how respondents were using the lake, Figure 1 gives a percentage breakdown. Respondents were allowed to select more than one answer, so the total percentages do not add to 100 percent, but instead reflect the percent of the respondents that actively participate in the selected activity. This means that nearly 92 percent of all respondents like to relax next to the lake, and 84 percent enjoy swimming in the lake. But only 10 percent of respondents list sailing as an activity they use the lake for.



Current Issues: General Consensus

This next section focuses on issues that were raised during the focus group process or by Lake Management and where it appears that general agreement can be found.

Respondents were asked for their opinions on the current hours that are designated as “No Wake” hours on the weekends and holidays in order to ensure that quieter activities can take place during certain times. Table 4 shows that over 71 percent of all respondents indicated that they were content with the current selection of No Wake hours during weekends and holidays and did not feel the hours needed to be adjusted in any way. This shows a strong consensus among respondents indicating that the current selection of No Wake hours on weekends and holidays is satisfactory.

Table 4:	Frequency
I am Content with the No Wake Hours	71.4%
The No Wakes Hours Should be Expanded to Longer Hours on Weekends	19.9%
The No Wake Hours Should be Reduced to Shorter Hours on Weekends	6.7%
The No Wake Hours Should be Removed or Reduced Entirely	2.1%
Total	100.00%

Another pressing issue is the effect that increased boat traffic will have on sea walls, in-water equipment, lake safety, and usability of the lakes for alternative activities. When asked their opinions on whether the increase in wakes caused by growing boat activity would be a problem, Table 5 shows that 58 percent said that it is or will be a major problem moving forward. An additional 27 percent said it is a minor problem, but that the problem should be left to boaters and time to resolve itself. This means that nearly 85 percent of all respondents saw the damage caused by growing wakes as either a major or minor problem.

Table 5:	Frequency
Yes: This is or Will Be a Major Problem	58.6%
Yes: This is a minor problem; it should be left to boaters and time to resolve itself	26.5%
No: I do not see this as an issue	14.9%
Total	100.00%

When it comes to reducing (abating) the population of unfavorable animals in and around the lake, respondents once again showed general agreement. Specifically, Table 6 shows 61 percent of all respondents favoring a more aggressive management of the Carp population. Though this may not seem as large as some of the previous numbers, Table 6 also shows that less than 1 percent of respondents are actively opposed to aggressive management of Carp and 15 percent are unsure or have no opinion.

Table 6:	Frequency
Prefer the Carp Population be Managed more Aggressively	60.6%
Satisfied with the Current Level of Carp Abatement	24.1%
Opposed to Reducing the Carp Population	0.2%
Unsure/No Opinion	15.1%
Total	100.00%

This general pattern is repeated in terms of Geese management. Table 7 demonstrates that 43 percent of individuals believe Geese should be more aggressively managed. Though 49 percent of respondents are satisfied with the current level and type of management less than 3 percent are actively opposed. Both of these Tables indicate that the Lake Management District would likely have support, if they moved to increase the abatement of either Carp or Geese.

Table 7:	Frequency
Believe the Geese Population Should be more Aggressively Managed	42.7%
Satisfied with the Current Level and Type of Management	49.3%
Opposed to any Management of the Geese Population	2.8%
Unsure/No Opinion	5.3%
Total	100.00%

These Tables all indicate areas where the Lake Management District and the GWLPOA would be able to allocate resources while, in general, enjoying majority support from homeowners on or around the lakes.

Current Issues: Lack of Consensus

This next section focuses on issues that were raised during the focus group process or by Lake Management and where it appears that general agreement cannot be found. Because of the divided nature of the responses, these areas demonstrate issues where more effort will have to be dedicated before change can occur.

Currently, lake rules stipulate that No Wake Hours must end at sunset. This approach was used to enable flexibility as daylight hours change throughout the year. When asked if homeowners would prefer a set time at which No Wake Hours become active instead (e.g., No Wake after 7 p.m.), the responses were divided. Table 8 shows that 40 percent were in favor while just over 50 percent were opposed with 10 percent being unsure.

Table 8:	Frequency
Yes	40.1%
No	50.0%
Unsure/No Opinion	9.9%
Total	100.00%

Respondents were split in a similar manner when asked about placing the “No Wake” buoys farther away from shore (e.g. 150 feet) as opposed to the State of Wisconsin’s mandate of 100 feet from shore. Table 9 shows around 39 percent indicating they would like the “No Wake” buoys to be placed further from the shore while 48 percent indicated they would prefer the “No Wake” buoys stay at the State mandated minimum of 100 feet.

Table 9:	Frequency
Yes	39.0%
No	47.5%
Unsure/No Opinion	13.5%
Grand Total	100.00%

When asked to rate how homeowners agreed with the statement, “the maintenance and upkeep of unoccupied homes (e.g. the building, the yard, piers, property access, etc.) is a problem,” respondents moved from a binary split to a three-way tie. Table 10 shows that roughly 30 percent strongly agree or agree while another 30 percent strongly disagree or disagree and yet another 30 percent neither agree or disagree with the statement. An additional 10 percent stated they simply had no opinion or were

unsure about the question. Given the nature of the question, it is possible to envision a scenario where 30 percent of the people live near a house that is rarely occupied and as such as fallen into disarray. This house could easily be considered a blight to the full or part-time homeowner that has to live next to it. This could be the 30 percent who live next to unkept houses and so strongly agree that maintenance of these houses is poor. In this same scenario, there may be homeowners who live in a section that is primarily occupied by full or part-time owners who actively and frequently take care of their homes. Because of this, these individuals may not even be aware of houses that are in a state of disarray and may strongly disagree with the statement. This scenario could mean the Lakes Management District take a more targeted approach in speaking with homeowners who answered this question positively to find and deal with problem homes.

Table 10: Home Maintenance	Frequency
Strongly Agree/Agree	31.14%
Neither Agree nor Disagree	28.86%
Strongly Disagree/Disagree	28.86%
Unsure/No Opinion/No Response	11.14%
Total	100.00%

Current Issues: Overall Rank of Importance

This last section examines respondents’ overall ranking of the importance of these issues. Table 11 shows eight different issues that respondents were asked to rank in term of importance. Ultimately the eight issues were further segregated into 3 different groupings based on the overall ranking. These groups represent areas where the gap between the next closest issue was substantial. Weed Control was clearly ranked as the highest issue in overall importance, with Boat Safety and Carp Abatement also highly ranked. The issues ranked 4 through 7 were substantially lower in terms of overall score and were also very close to one another in terms of overall score. Essentially, the gap between Carp Abatement and Local Government Support (as well as issues ranked 5, 6 and 7) was large enough to be able to categorize the issues ranked 4 through 7 under a different group. Home maintenance was clearly lower than Geese Management, and so again fell into a separate group. What these responses indicate is that the issues most pressing to homeowners in the Lake Management District are Weed Control, Boat Safety, and Carp Abatement, and as such should be the areas where resources and attention area allocated, insofar as is possible and when consensus exists in dealing with those issues. Contrast this with Home Maintenance which was consistently ranked as the lowest issue on respondents’ lists. This can also be helpful while realizing that Table 10, which showed a three-way split between opinions on Home Maintenance, represents a disagreement over an issue homeowners are not very concerned with anyways. So, priority should be given to issues like Carp Abatement where it is not only a high priority but enjoys majority support from homeowners.

Table 11					
<u>Group 1</u>		<u>Group 2</u>		<u>Group 3</u>	
Issue	Rank	Issue	Rank	Issue	Rank
Weed Control	1	Local Gov’t Support	4	Home Maintenance	8
Boat Safety	2	Noise Control	5		
Carp Abatement	3	Buoy Placement	6		
		Geese Management	7		

Opinions of Respondents (Percent in Agreement)

This section looks at how respondents' feel about a selection of different issues that were identified as important. It is important to note that respondents could select more than one option when choosing their answers, so percentages will not add up to 100 percent. Instead, each percent represents that percentage of respondents who agrees with the selected statement.

The first opinion looked at was that of Weed Control Practices. Before looking at Figure 2, which breaks down respondents' answers on Weed Control Practices, it is first important to remember that Weed Control was ranked as the most important issue for homeowners according to Table 11. This may mean that the Lake Management District should give more weight to the opinions shown here. Figure 2, shown below, shows that around 48 percent of all respondents are satisfied with the current weed control methods that are being implemented. Though this is the largest single category, 37 percent of respondents want to see better management of the bogs and 36 percent would like to see larger sections of the lake cut to make it more navigable for boat control.

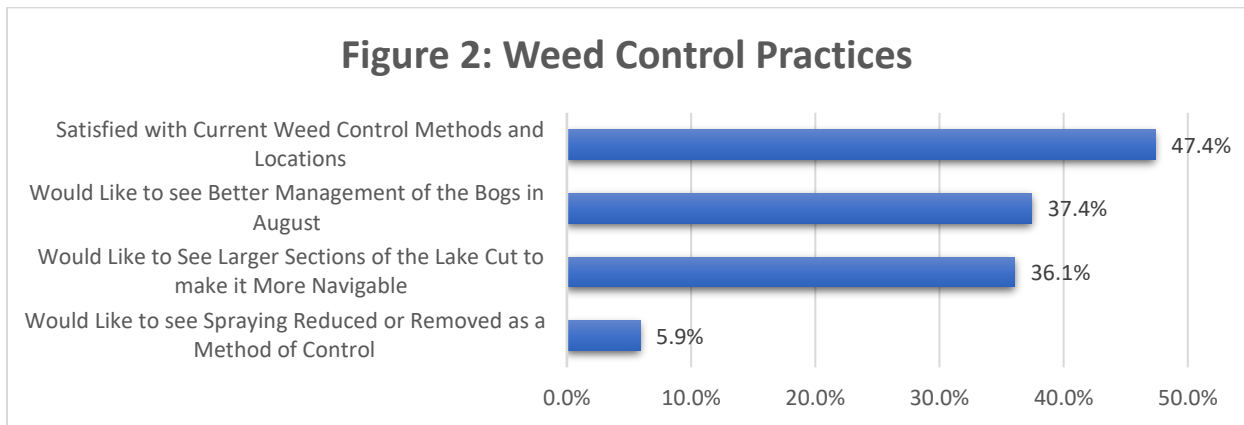
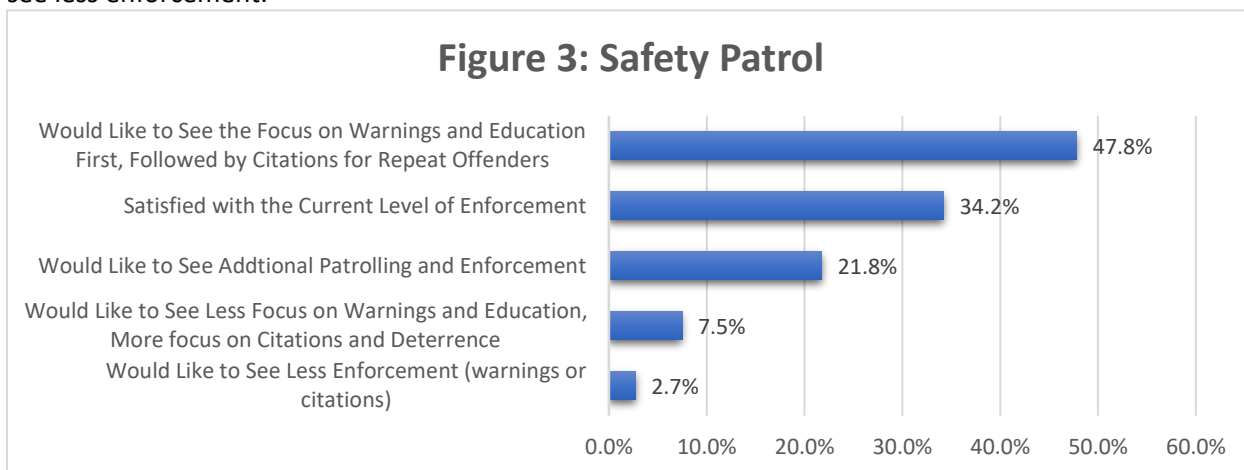
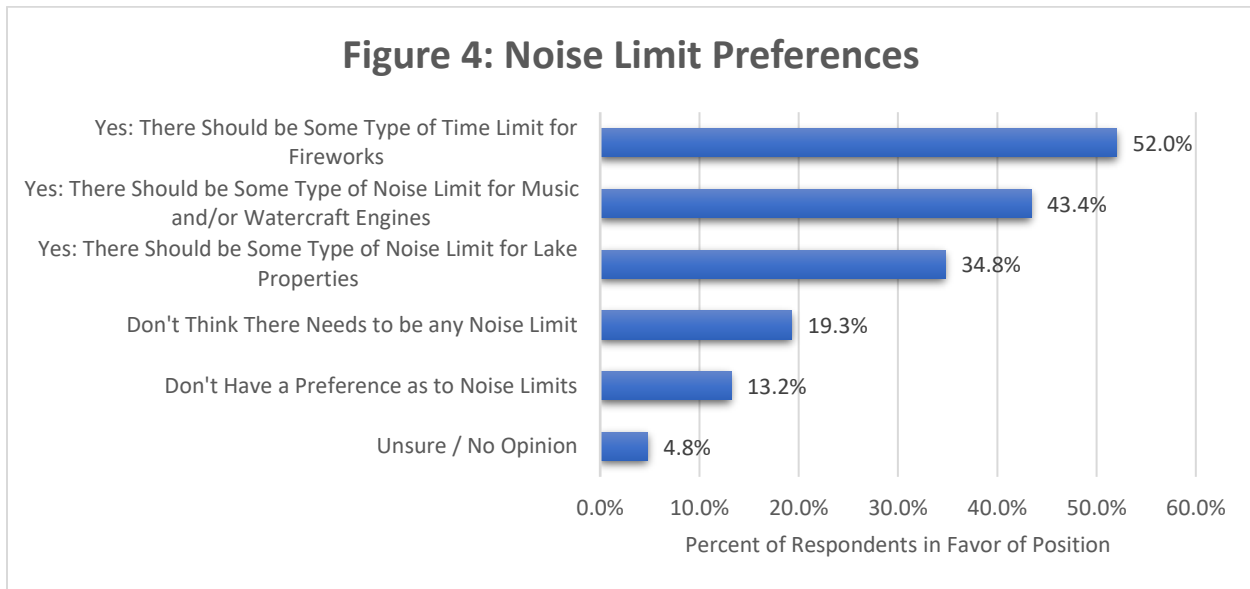


Figure 3 illustrates how respondents' feel about the current state of safety patrol enforcement of boating ordinances on the Lakes. The most consistent opinion is nearly 48 percent of respondents would like to see a higher focus on warnings and education and then giving citations to repeat offenders. This is followed by 34 percent of respondents who are satisfied with the current level of enforcement with nearly 22 percent hoping to see additional patrolling and enforcement. Only 2.7 percent actively want to see less enforcement.



The next opinion looks at respondents' preferences for potential noise limits. Figure 4 makes it clear that a majority of respondents (52 percent) want some type of noise limits for fireworks, and 43 percent want noise limits for music and/or watercraft engines. As you get more generic the percentages do go down, but they still represent a sizable section of respondents who would be interested in some type of noise limits for lake properties (35 percent). Notably, only 19 percent of respondents indicated that they did not think there was a need for any noise limits while another 18 percent did not have a preference or opinion. Figure 4 seems to indicate that there could be substantial support for certain specific noise regulations but that this support could fade as restrictions were made broader.



Figures 2-4 represent respondents' responses to those opinions that were explicitly identified as important during the survey planning and focus group process, but Appendix C offers a specific section where respondents are able to list other concerns, issues, or priorities they would like addressed. These responses are varied and cover a range of topics from regulating unpermitted projects to clearing the brush that is currently blocking public access areas and affecting ease of access.

Whitewater-Rice Lakes Management District:

This section looks at the satisfaction and general opinions that homeowners have with the Lake Management District itself.

Tables 12 and 13 both look at how strongly respondents agree or disagree with a prompt. Specifically, Table 12 looks at how homeowners feel about the two newsletters that are published by the Lakes Management District each year. The three categories that are addressed are whether or not the newsletter contains sufficient information, if it explains how the lake operates, and if homeowners are receiving and reading their newsletters. In each category, the vast majority (over 79%, 73% and 87% respectively) strongly agree or agree. These numbers are incredibly high and suggest that members in the Lakes Management District are being adequately and effectively informed. This conclusion is strengthened when considering that less than 3 percent of respondents for each category strongly disagree or disagree.

Table 12: The Newsletters	Have Sufficient Information	Explain How the Lake Operates	Are Received and Read
Strongly Agree/Agree	79.37%	73.70%	87.1%
Neither Agree nor Disagree	9.07%	13.38%	3.2%
Disagree/Strongly Disagree	2.04%	2.95%	2.0%
Unsure/No Opinion/No Response	9.52%	9.98%	7.7%
Grand Total	100.00%	100.00%	100.00%

The numbers are similar for Table 13 which looks at whether respondents who attend the annual meetings or read the newsletters believe the District is being run in a professional manner based on what they hear or read. Like Table 12, the numbers suggest respondents are happy with the Lakes Management District as 70 percent agree or strongly agree with the statement. Out of the remaining 30 percent, only 1 percent strongly disagree or disagree, while the other 29 percent can be attributed to potential lack of interest in the Lakes Management District or a lack of knowledge. The latter group represents 16 percent of respondents and could be the result of people not receiving or reading their newsletters or not attending annual meetings.

Table 13:	Frequency
Strongly Agree/Agree	69.77%
Neither Agree nor Disagree	12.73%
Disagree/Strongly Disagree	1.14%
Unsure/No Opinion/No Response	16.36%
Grand Total	100.00%

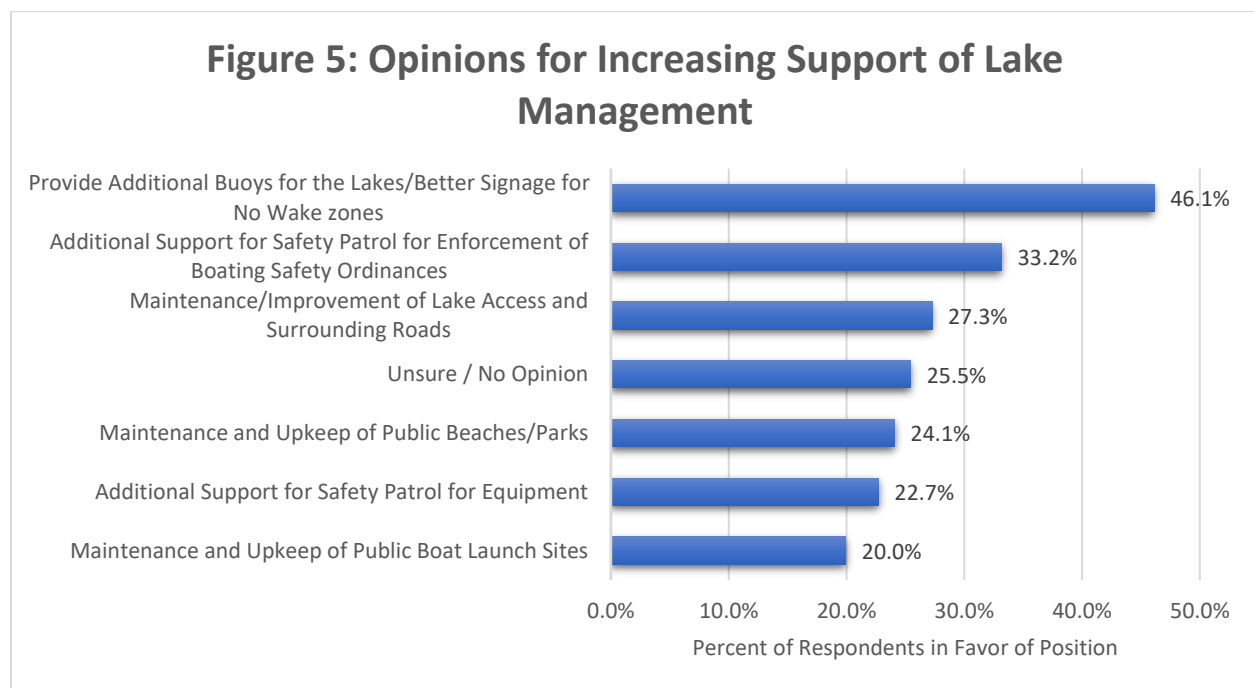
The next table takes a look at the broader satisfaction respondents have with the performance of the Lake Management District in various categories. Table 14 has a few key insights that could be helpful to the district. First, over 80 percent of respondents are extremely or somewhat satisfied with how the Lakes Management District is communicating. Though there was already some indication of this in Table 12, this reaffirmation means the District can be confident their materials are getting out to the majority of homeowners. For most categories, including their maintenance of aquatic vegetation, water quality, providing safe lake navigation, and supporting safe practices on the lakes, satisfaction is above 72

Table 14

Management District Activities	Extremely/Somewhat Satisfied	Neither Satisfied nor Dissatisfied	Extremely/Somewhat Dissatisfied	Unsure/No Opinion
Communicating with the Community (including Newsletter and Annual Meeting)	81.1%	11.7%	4.1%	3.1%
Determining the Levying Tax	40.1%	32.1%	15.4%	12.4%
Interacting with Local Town, County and State Groups	46.3%	29.8%	6.7%	17.2%
Maintaining Aquatic Vegetation	74.9%	6.8%	15.3%	3.1%
Maintaining Water Quality	73.0%	12.8%	10.2%	4.0%
Providing Environmental Guidance	63.0%	24.6%	5.7%	6.7%
Safe Navigation on the Lakes	72.9%	13.3%	10.0%	3.8%
Supporting Safe Practices on the Lakes	72.6%	13.4%	9.9%	4.0%
Total	65.53%	18.04%	9.67%	6.76%

percent for all categories, with dissatisfaction levels consistently at 15 percent or lower. Slightly lower than the other categories are Providing Environmental Guidance, which has a satisfaction rate of 63 percent. Though this number is lower, 25 percent are indifferent and only 6 percent are actively dissatisfied. Finally, Determining the Levying Tax as well as Interacting with Local Town, County and States groups both have a satisfaction rate around 45 percent. But for both of these categories the indifference rate is close to 30 percent with dissatisfied levels still fairly low. Overall, across all categories the Lake Management District enjoys large satisfaction and low dissatisfaction.

Figure 5 looks at opinions regarding whether Whitewater and Richmond townships should do more to support the lake management. The data suggests that nearly 47 percent of respondents are in favor of providing additional buoys for the lakes as well as better signage for the No Wake zones. After this, the consensus falls with only 33 percent of respondents hoping to increase safety patrol for the enforcement of boating safety ordinances and 27 percent wanting to support maintenance and improvement of lake access and surrounding roads.



Importantly, Table 15 shows that homeowners are willing to increase funding to the Lakes Management District to address the types of issues discussed in the survey. When asked how much more respondents would be willing to pay in order to address the issues they had outlined in the survey, Table 15 shows that the average willingness-to-pay was \$148 extra dollars annually per household with a median of \$100 annually.

Table 15: Additional Mill Rate Willingness-to-Pay Annually (in Dollars)	
Mean	148
Median	100
Maximum	1000
Minimum	0

Greater Whitewater Lakes Property Owner Association

This final section addresses homeowner’s satisfaction with the GWLPOA as well as areas where homeowners would like to see more GWLPOA activity.

Many homeowners in the GWLPOA indicated a desire for increased annual events offered by the GWLPOA. Figure 6 shows clearly a substantial desire for events such as musical acts or venues with a 60 percent favorable response. Though the other events fall below a majority, there is still substantial support for events like pontoon parties, cookouts or barbeques, as well as a slew of other lake-based activities that each enjoy a respectable amount of favor among GWLPOA homeowners.

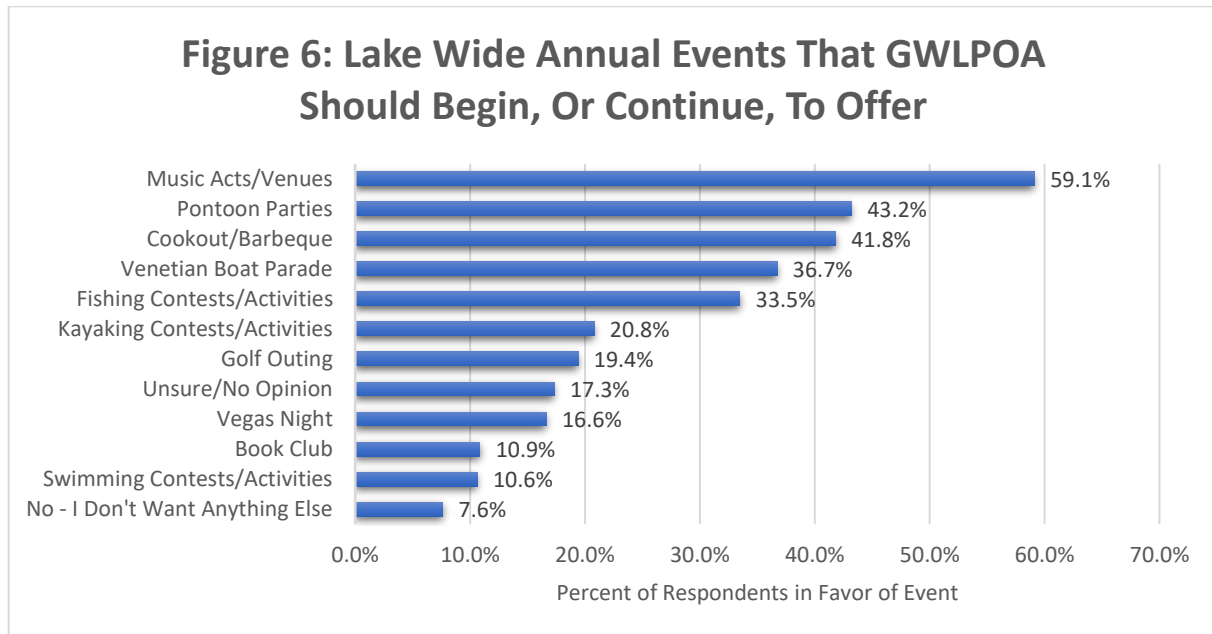
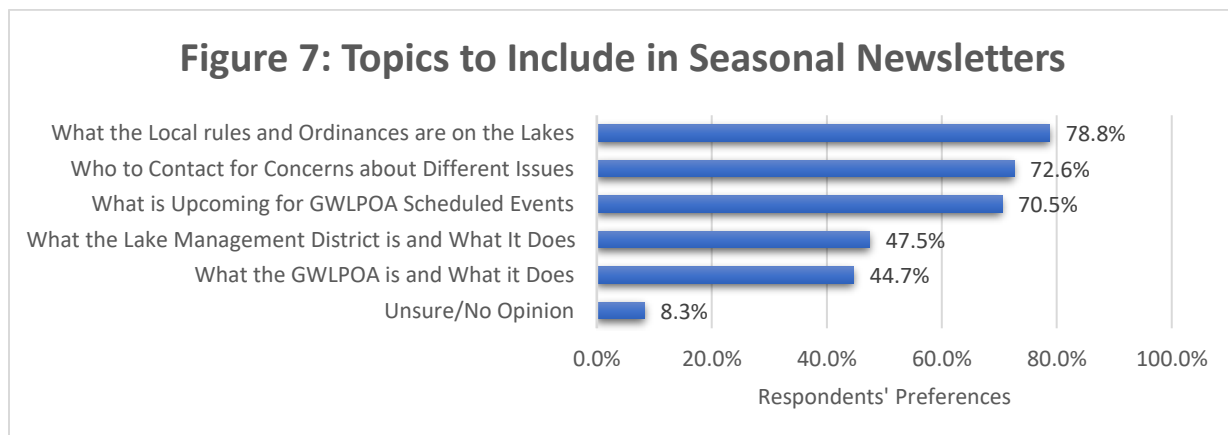


Figure 7 shows that most respondents would like the GWLPOA seasonal newsletters to include more topics than are currently addressed. Topics such as what the local rules and ordinances for the lake are, who to contact about concerns and issues, and what GWLPOA events are upcoming each exceed 70 percent. The other topics including general information about the Lakes Management District and the GWLPOA are each around 45 percent.



Not only do members have a desire to expand the options offered to them under the GWLPOA, Table 16 also demonstrates a substantial amount of satisfaction with the GWLPOA’s current activities. Every category is nearing or above 70 percent, except for providing welcome information to new homeowners which sits at 53 percent satisfaction. Overall, there is a nearly 73 percent satisfaction rate with how the GWLPOA is handling its activities with an only 3 percent dissatisfaction rate.

Table 16:

GWLPOA Activities	Extremely/Somewhat Satisfied	Neither Satisfied nor Dissatisfied	Extremely/Somewhat Dissatisfied	Unsure/No Opinion
Hosting Social Events	67.2%	17.5%	2.2%	13.2%
Maintaining Members Database	73.4%	12.2%	2.4%	12.0%
Providing a Communication Resource for Residents	73.9%	14.4%	4.1%	7.7%
Providing Welcome Information to New Homeowners	53.3%	18.6%	5.5%	22.7%
Publishing a member Directory Every 2 Years	77.0%	14.6%	1.7%	6.7%
Publishing Newsletters	89.3%	5.2%	1.7%	3.8%
Total	72.38%	13.73%	2.91%	10.98%

Finally, Table 17 looks at if GWLPOA homeowners would be willing to increase the current amount of their membership dues assuming the GWLPOA worked to meet some activity and newsletter changes of Figures 6 and 7. The table shows that on average, people would be willing to spend an additional \$20 per year in order to increase the types and numbers of activities. This represents a 67 percent increase from the current \$30 annual due, and could be used to substantially increase the activities requested in Figure 6.

Table 17: Additional GWLDPA Dues Willingness-to-Pay Annually (in Dollars)

Mean	20
Median	20
Maximum	100
Minimum	0

Summary

Overall, the data suggests that both the Lakes Management District and the GWLPOA are viewed very favorably by Lakes Management District property owners. Among homeowners there is very little dissatisfaction in any category. Moreover, although current issues exist to be addressed by the Lakes Management District and homeowners would like to see an expansion of GWLPOA activities that are offered, homeowners are willing to increase their current dues and fees in order to fund these changes. In the end, it seems that the individuals who move to either Rice Lake or Whitewater Lake feel a connection that keeps them invested in the lake for the long-run. This connection seems to not only increase participation but also a willingness to fund both the Lake Management District and the GWLPOA as they work to take care of homeowners.

APPENDIX A: WHITEWATER LAKE RESPONDENTS

This appendix shows the figures and tables that reflect the survey questions for Whitewater Lake Respondents only. These are the responses for riparian owners living directly on Whitewater Lake. There was a total of 298 and respondents that identified themselves as being directly on the Whitewater Lake Riparian.

Introduction and Demographics

Question 1: Please select the statement which best describes your property ownership situation in the Whitewater-Rice Lakes area

Property Status
Own Home/Property Directly on Riparian of Whitewater Lake

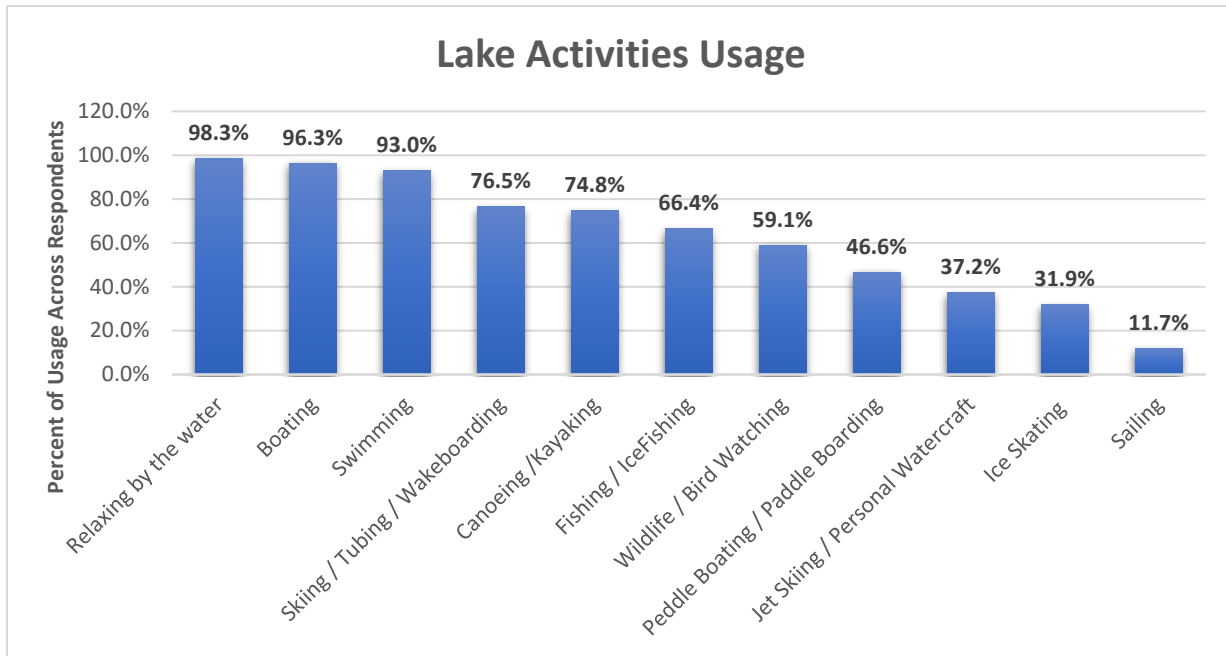
Question 2: Please select the statement which best describes your living situation at your residence

Living Situation	Frequency
Full-Time Resident	24.16%
part-Time Resident	30.20%
Vacation Home	45.64%
Total	100.00%

Question 3: How long have you (or your family) owned a home or property on or near the lakes?

Length of Ownership (in years)	
Mean	23
Median	21
Maximum	67
Minimum	1

Question 4: What activities do you use the lakes for? (Select all that apply)



Question 5: The Management District publishes two newsletters each year. Please rate your agreement with the following statements.

The Newsletters:	Have Sufficient Information	Explain How the Lake Operates	Are Received and Read
Strongly Agree/Agree	84.1%	85.2%	84.6%
Neither Agree nor Disagree	8.1%	8.2%	8.2%
Disagree/Strongly Disagree	2.0%	2.1%	2.0%
Unsure/No Opinion	5.8%	4.5%	5.1%
Total	100.0%	100.0%	100.0%

Question 6: The annual meeting is your opportunity to help govern the lake. From your attendance at the annual meeting or your reading of the newsletter, do you believe the district is being run in a professional manner?

Question 6:	Frequency
Strongly Agree/Agree	76.4%
Neither Agree nor Disagree	9.4%
Strongly Disagree/Disagree	1.3%
Unsure/No Opinion	12.8%
Total	100.0%

Current Issues and Opinions

Question 7: Currently, special hours designated as “No Wake” exist on the lakes on weekends and holidays to ensure that quieter water activities can take place. Please select from the following:

Question 7:	Frequency
I am Content With No Wake Hours	71.4%
The No Wake Hours Should be Reduced to Shorter Hours on Weekends	8.4%
The No Wake Hours Should be Removed or Reduced Entirely	2.4%
The No Wakes Hours Should be Expanded to Longer Hours on Weekends	17.8%
Total	100.0%

Question 8: Currently on weekdays, wake causing activities must stop at sunset. Would you prefer instead to have a set time for no wake activities (e.g., No Wake after 7 p.m.)

Question 8:	Frequency
Yes	36.6%
No	55.0%
Unsure/No Opinion	8.4%
Total	100.0%

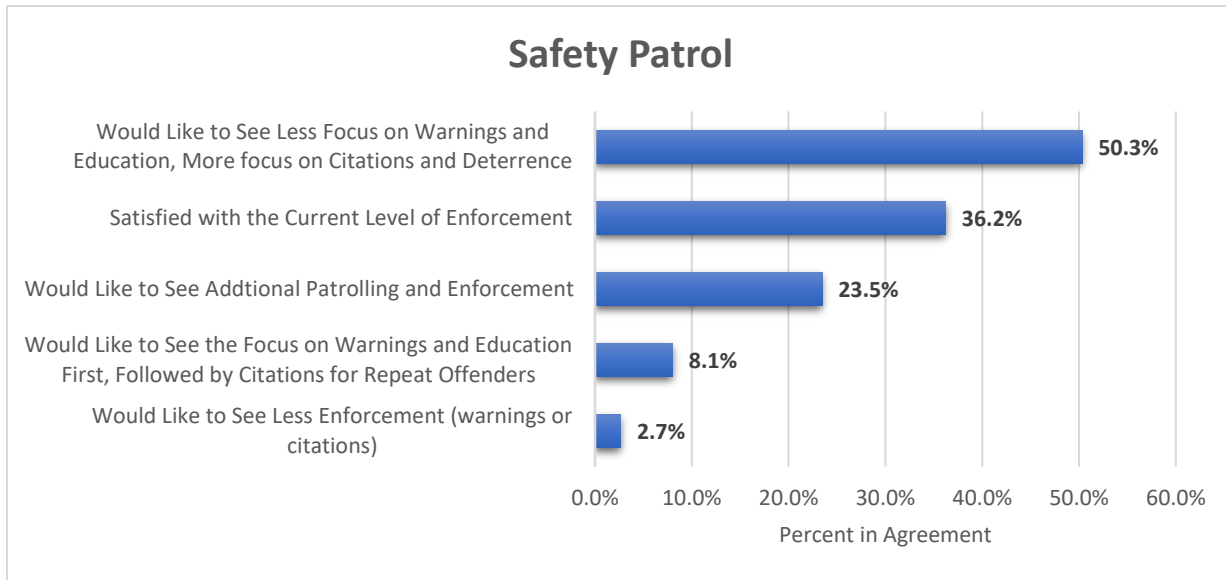
Question 9: As boat traffic has increased and boats and wakes have gotten bigger, concerns have been raised about the effect this is having on sea walls, on-in-water equipment, lake safety and usability of the lakes for alternative activities. Please select the option which most closely aligns with your views:

Question 9:	Frequency
Yes: This is or Will Be a Major Problem	58.1%
Yes: This is a minor problem; it should be left to boaters and time to resolve itself	26.2%
No: I do not see this as an issue	15.8%
Total	100.0%

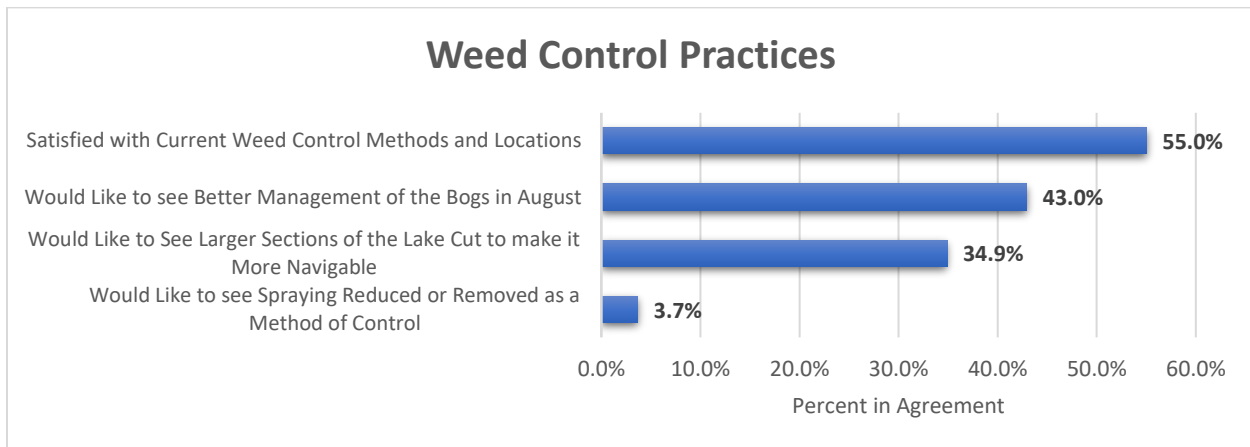
Question 10: The State of Wisconsin mandates that “No Wake” buoys must be set a minimum of 100 feet from shore. Would you instead prefer the “No Wake” buoys be placed farther away from shore (e.g., 150 feet)?

Question 10:	Frequency
Yes	43.0%
No	48.0%
Unsure/No Opinion	9.1%
Total	100.0%

Question 11: How do you feel about Safety Patrol’s enforcement of boating ordinances?



Question 12: Although Wisconsin Department of Natural Resources (WDNR) authorizes weed control practices on the lakes (where to Spray and Cut), the Management District implements the process. Overall, what do you think about the weed control on the lakes?



Question 13: Please rate your level of agreement with the following statements. Maintenance and upkeep of unoccupied or rarely occupied homes (e.g. building itself, yard maintenance, piers, property access, etc.) is a problem.

Question 13:	Frequency
Strongly Agree/Agree	34.9%
Neither Agree nor Disagree	28.1%
Strongly Disagree/Disagree	29.2%
Unsure/No Opinion/No Response	7.8%
Total	100.0%

Animal Control and Noise Management

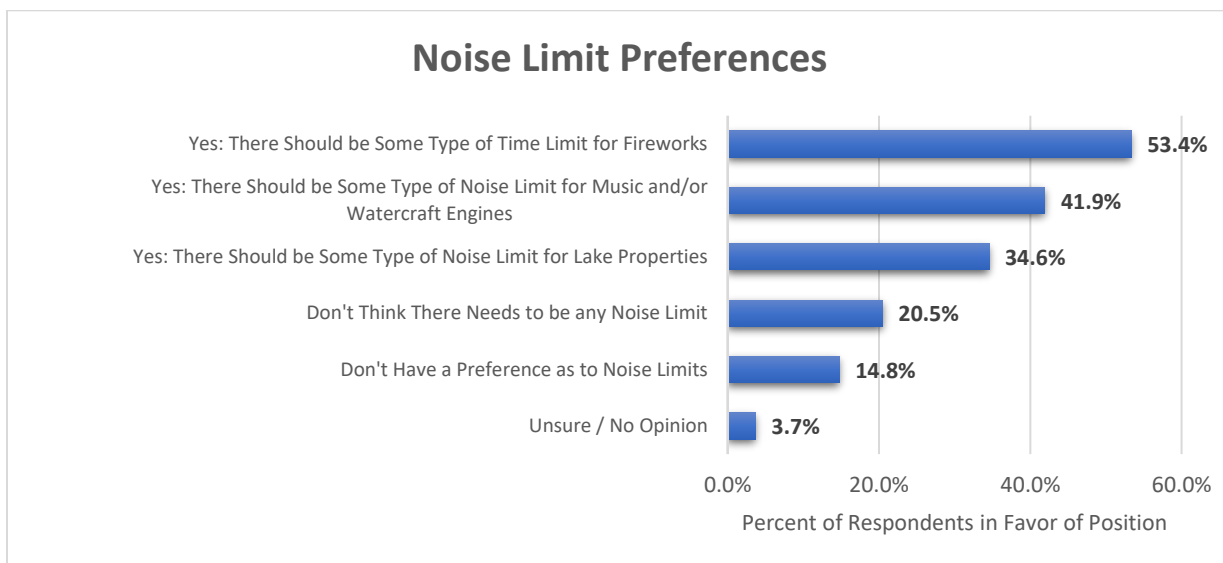
Question 14: Common carp were introduced into Wisconsin lakes in the 1870's as a game fish and table fare. Tastes have changed, but the carp are still present in the lakes. Common carp degrade water quality and destroy habitat by burrowing and tearing up the bottom of the lake. The rooting around in the lake bed also releases nutrients which stimulate algal blooms. Current efforts to reduce the population focus on stocking large game fish (mainly Northern Pike), which eat small carp. How do you feel about reducing (abating) the carp population in the lakes?

Question 14:	Frequency
Prefer the Carp Population be Managed more Aggressively	61.1%
Satisfied with the Current Level of Carp Abatement	24.5%
Unsure/No Opinion	14.4%
Total	100.0%

Question 15: While wild geese are interesting to watch, excessive numbers lead to messy, unusable shorelines and their nutrient rich droppings contribute to weed and algae growth. How do you feel about the management of the wild geese population?

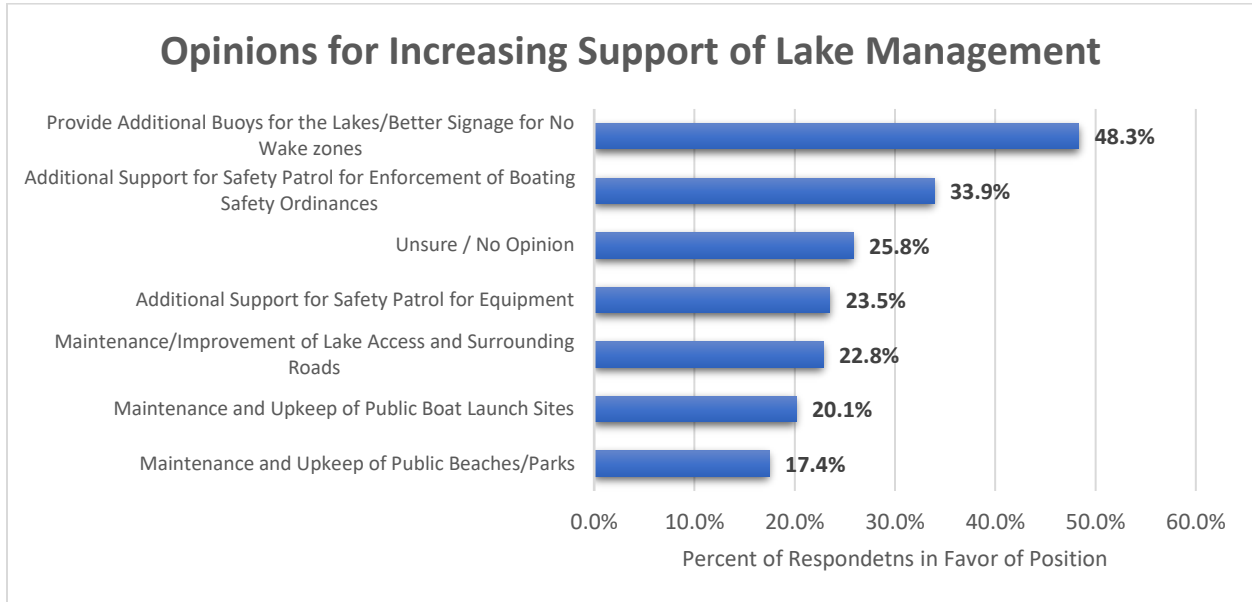
Question 15:	Frequency
Satisfied with the Current Level and Type of Management	50.2%
Believe the Geese Population Should be more Aggressively Managed	44.1%
Opposed to any Management of the Geese Population	2.0%
Unsure/No Opinion	3.7%
Total	100.0%

Question 16: Should noise limits exist on watercraft (e.g. boats, jet skis, etc.) using the lake, as well as on lake properties?



Lake Management Preferences and Satisfaction

Question 17: Should the Whitewater and Richmond townships do more of the following to support lake management?



Question 18: From your perspective, please rank the issues discussed from most important to least important to be addressed by the GWLPOA and Lake Management District.

Question 18:						
<u>Group 1</u>		<u>Group 2</u>			<u>Group 3</u>	
Issue	Rank	Issue	Rank	Issue	Rank	Rank
Weed Control	1	Carp Abatement	3	Home Maintenance	8	
Boat Safety	2	Buoy Placement	4			
		Geese Management	5			
		Local Gov't Support	6			
		Noise Control	7			

NOTE: The box around the 5th and 6th Rank indicates a close ranking. This means that pursuit of either the 5th rank or the 6th rank would likely be met with equal support.

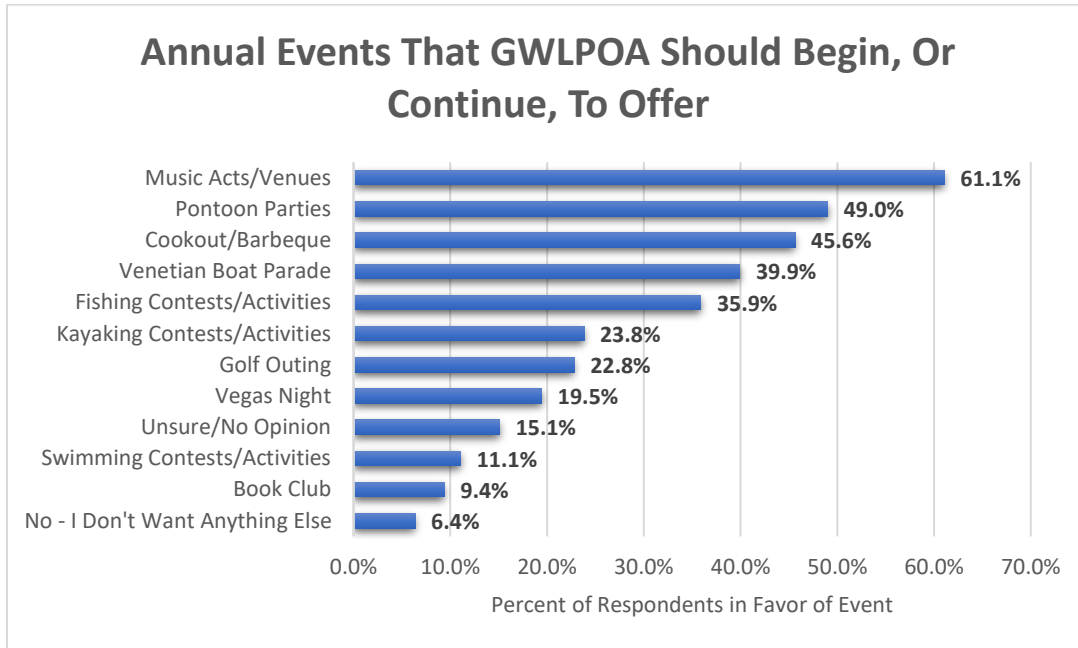
Question 20: Overall, how satisfied are you with the performance of the management District in each of its following activities?

Question 20:	Extremely/ Somewhat Satisfied	Neither Satisfied nor Dissatisfied	Extremely/ Somewhat Dissatisfied	Unsure/ No Opinion
Management District Activities				
Communicating with the Community (including Newsletter and Annual Meeting)	82.6%	11.5%	3.8%	2.1%
Determining and Levying Tax	40.7%	32.8%	16.6%	10.0%
Interacting with Local Town, County and State Groups	46.0%	31.0%	7.7%	15.3%
Maintaining Safe Navigation on the Lakes	76.1%	11.8%	10.4%	1.7%
Maintaining Water Quality	78.9%	8.3%	10.0%	2.8%
Managing Aquatic Vegetation	79.5%	4.8%	14.4%	1.4%
Providing Environmental Guidance	66.3%	23.6%	4.5%	5.6%
Supporting Safe Practices on the Lakes	77.7%	9.6%	10.7%	2.1%
Total	68.5%	16.6%	9.8%	5.1%

Question 21: Management District assessments are paid each year at the same time as your property taxes and are used to support the Management District activities described in the previous question. Last year, the mill rate was .116 or \$1.16 per \$1,000 of assessed home value. So for example, a \$300,000 residence would pay \$348 to the Lakes Management District annually to support operations. How much more would you be willing to pay to the Management District to better address the issues previously discussed?

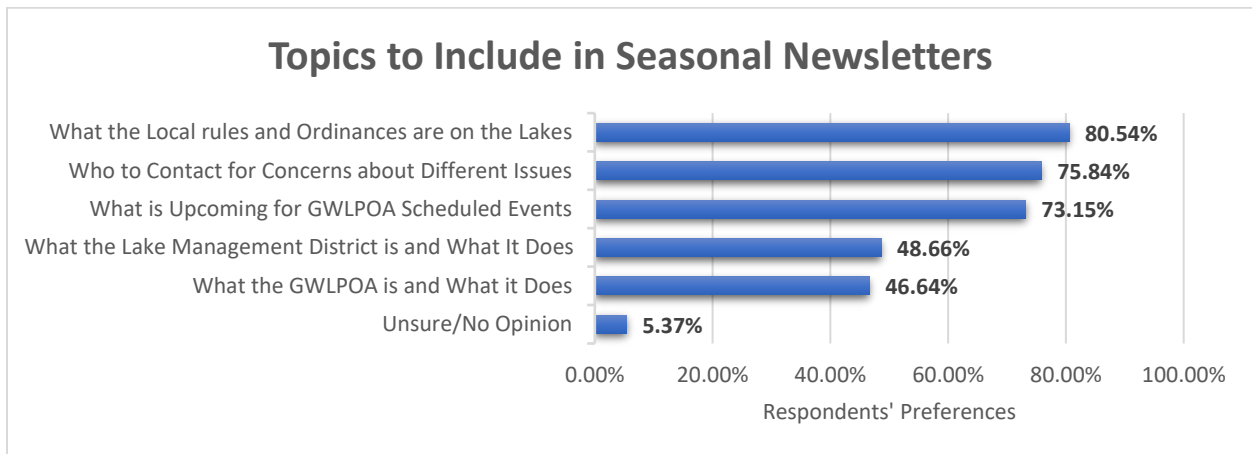
Additional Mill Rate Willingness-to-Pay Annually (in Dollars)	
Mean	160
Median	104
Maximum	1000
Minimum	0

Question 22: Which of the following events would you like GWLPOA to continue to offer or begin offering as lake-wide annual events?



Opinions on GWLPOA Activities

Question 23: Which specific topics would you like included in the seasonal newsletters from GWLPOA?



Question 24: Overall, how satisfied are you with the GWLPOA in its following activities?

Question 24:				
GWLPOA Activities	Extremely/ Somewhat Satisfied	Neither Satisfied nor Dissatisfied	Extremely/ Somewhat Dissatisfied	Unsure/ No Opinion
Hosting Social Events	67.5%	17.6%	2.2%	12.8%
Maintaining Members Database	73.7%	12.3%	2.4%	11.6%
Providing a Communication Resource for Residents	73.9%	14.5%	4.1%	7.5%
Providing Welcome Information to New Homeowners	53.4%	18.7%	5.6%	22.3%
Publishing a member Directory Every 2 Years	77.3%	14.7%	1.7%	6.3%
Publishing Newsletters	89.5%	5.3%	1.7%	3.6%
Total	72.58%	13.83%	2.94%	10.66%

Question 25: GWLPOA dues are voluntary and currently set at \$30 to support GWLPOA operations. How much more would you be willing to pay in GWLPOA dues to increase the types and numbers of activities offered as discussed in the previous questions?

Additional GWLPOA Dues Willingness-to-Pay Annually (in Dollars)	
Mean	23
Median	20
Maximum	100
Minimum	0

APPENDIX B: RICE LAKE RESPONDENTS

This appendix will show the figures and tables that reflect the survey questions for only Rice Lake Respondents. There was a total of 24 respondents that identified themselves as being directly on the Rice Lake Riparian.

Introduction and Demographics

Question 1: Please select the statement which best describes your property ownership situation in the Whitewater-Rice Lakes area

Property Status
Own Home/Property Directly on Riparian of Rice Lake

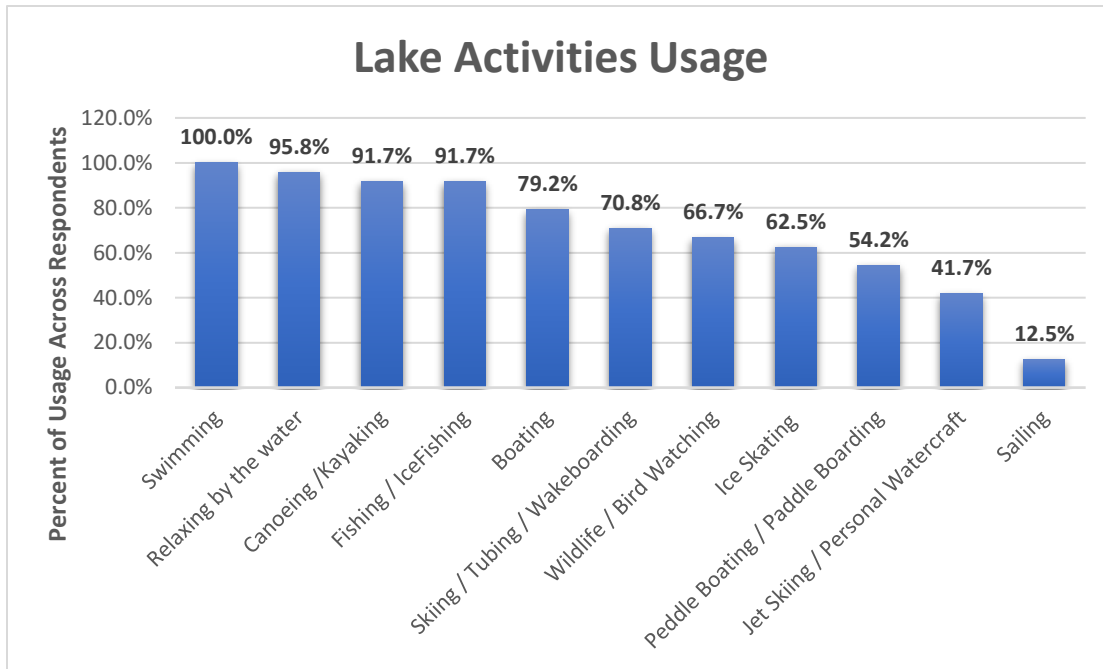
Question 2: Please select the statement which best describes your living situation at your residence

Living Situation	Frequency
Full-Time Residence	43.48%
Part-Time Residence	13.04%
Vacation Home	43.48%
Total	100.00%

Question 3: How long have you (or your family) owned a home or property on or near the lakes?

Length of Ownership (in years)	
Mean	22
Median	25
Maximum	50
Minimum	1

Question 4: What activities do you use the lakes for? (Select all that apply)



Question 5: The Management District publishes two newsletters each year. Please rate your agreement with the following statements.

The Newsletters:	Have Sufficient Information	Explains How Lake Operates	Are Received and Read
Strongly Agree/Agree	75.00%	78.26%	75.00%
Neither Agree nor Disagree	16.67%	17.39%	16.67%
Unsure/No Opinion/No Response	8.33%	4.35%	8.33%
Total	100.00%	100.00%	100.00%

Question 6: The annual meeting is your opportunity to help govern the lake. From your attendance at the annual meeting or your reading of the newsletter, do you believe the district is being run in a professional manner?

Question 6:	Frequency
Strongly Agree/Agree	58.3%
Neither Agree nor Disagree	16.7%
Strongly Disagree/Disagree	4.2%
Unsure/No Opinion/No Response	20.8%
Total	100.0%

Current Issues and Opinions

Question 7: Currently, special hours designated as “No Wake” exist on the lakes on weekends and holidays to ensure that quitter water activities can take place. Please select from the following:

Question 7:	Frequency
I am Content With The No Wake Hours	66.7%
The No Wakes Hours Should be Expanded to Longer Hours on Weekends	25.0%
The No Wake Hours Should be Reduced to Shorter Hours on Weekends	8.3%
Total	100.0%

Question 8: Currently on weekdays, wake causing activities must stop at sunset. Would you prefer instead to have a set time for no wake activities (e.g., No Wake after 7 p.m.)

Question 8:	Frequency
Yes	54.2%
No	37.5%
Unsure/No Opinion	8.3%
Total	100.0%

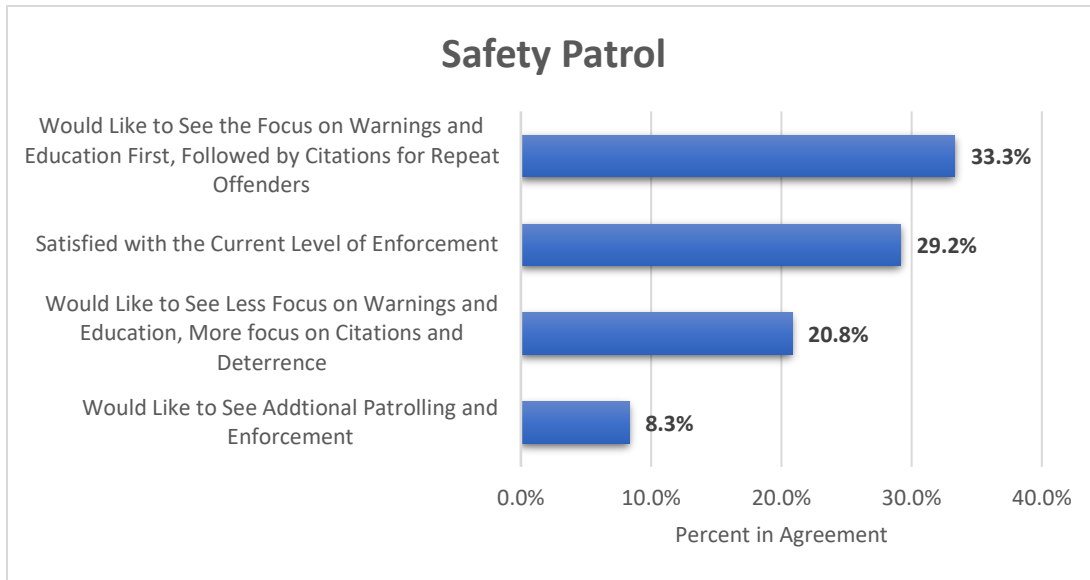
Question 9: As boat traffic has increased and boats and wakes have gotten bigger, concerns have been raised about the effect this is having on sea walls, on-in-water equipment, lake safety and usability of the lakes for alternative activities. Please select the option which most closely aligns with your views:

Question 9:	Frequency
Yes: This is or Will Be a Major Problem and Management District Should Help	58.3%
Yes: This is a minor problem; it should be left to boaters and time to resolve itself	37.5%
No: I do not see this as an issue	4.2%
Total	100.0%

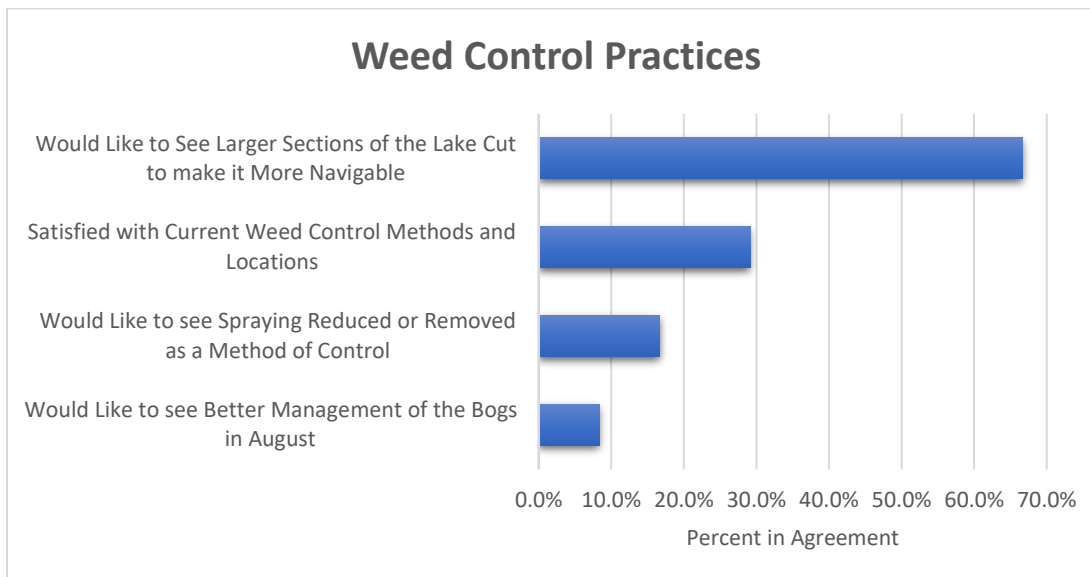
Question 10: The State of Wisconsin mandates that “No Wake” buoys must be set a minimum of 100 feet from shore. Would you instead prefer the “No Wake” buoys be placed farther away from shore (e.g., 150 feet)?

Question 10:	Frequency
Yes	25.0%
No	66.7%
Unsure/No Opinion	8.3%
Total	100.0%

Question 11: How do you feel about Safety Patrol’s enforcement of boating ordinances?



Question 12: Although Wisconsin Department of Natural Resources (WDNR) authorizes weed control practices on the lakes (where to Spray and Cut), the Management District implements the process. Overall, what do you think about the weed control on the lakes?



Question 13: Please rate your level of agreement with the following statements. Maintenance and upkeep of unoccupied or rarely occupied homes (e.g. building itself, yard maintenance, piers, property access, etc.) is a problem.

Question 13:	Frequency
Strongly Agree/Agree	20.8%
Neither Agree nor Disagree	33.3%
Strongly Disagree/Disagree	37.5%
Unsure/No Opinion/No Response	8.3%
Total	100.0%

Animal Control and Noise Management

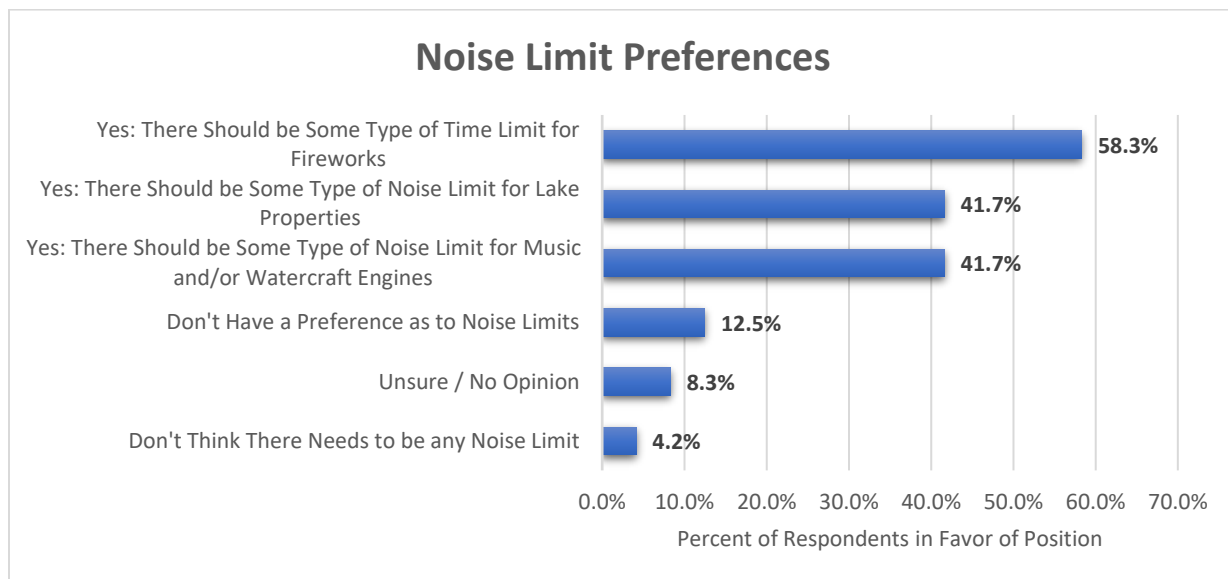
Question 14: Common carp were introduced into Wisconsin lakes in the 1870's as a game fish and table fare. Tastes have changed, but the carp are still present in the lakes. Common carp degrade water quality and destroy habitat by burrowing and tearing up the bottom of the lake. The rooting around in the lake bed also releases nutrients which stimulate algal blooms. Current efforts to reduce the population focus on stocking large game fish (mainly Northern Pike), which eat small carp. How do you feel about reducing (abating) the carp population in the lakes?

Question 14:	Frequency
Prefer the Carp Population be Managed More Aggressively	79.2%
Satisfied With the Current Level of Carp Abatement	16.7%
Unsure/No Opinion	4.2%
Total	100.0%

Question 15: While wild geese are interesting to watch, excessive numbers lead to messy, unusable shorelines and their nutrient rich droppings contribute to weed and algae growth. How do you feel about the management of the wild geese population?

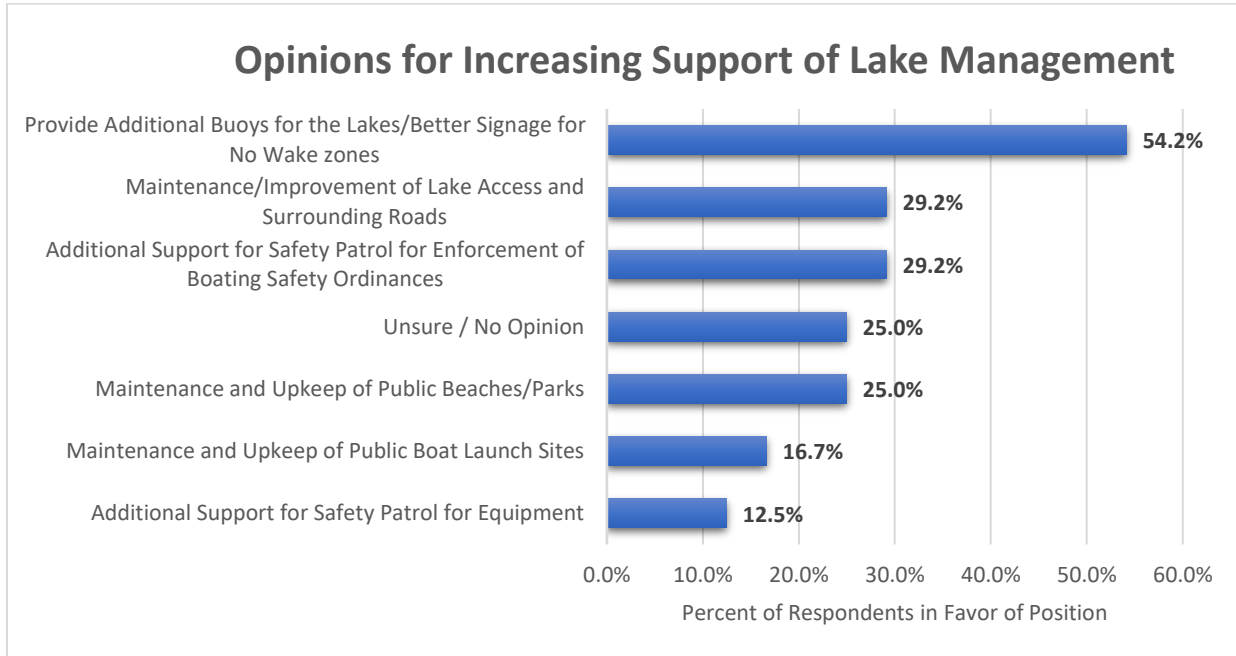
Question 15:	Frequency
Satisfied with the Current Level and Type of Management	45.8%
Believe the Geese Population Should be more Aggressively Managed	54.2%
Total	100.0%

Question 16: Should noise limits exist on watercraft (e.g. boats, jet skis, etc.) using the lake, as well as on lake properties?



Lake Management Preferences and Satisfaction

Question 17: Should the Whitewater and Richmond townships do more of the following to support lake management?



Question 18: From your perspective, please rank the issues discussed from most important to least important to be addressed by the GWLPOA and Lake Management District.

Question 18:						
<u>Group 1</u>		<u>Group 2</u>			<u>Group 3</u>	
Issue	Rank	Issue	Rank	Issue	Rank	
Weed Control	1	Carp Abatement	3	Noise Control	6	
Boat Safety	2	Geese Management	4	Buoy Placement	7	
		Local Gov't Support	5	Home Maintenance	8	

NOTE: The box around the 3rd and 4th Rank indicates a close ranking. This means that pursuit of either the 3rd rank or the 4th rank would likely be met with equal support.

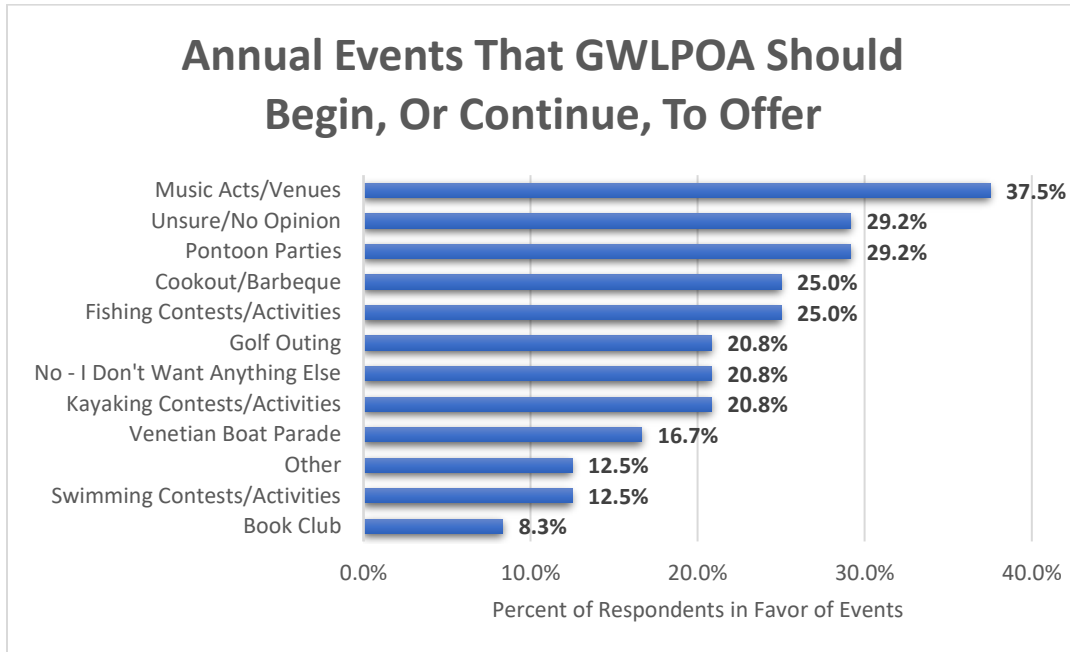
Question 20: Overall, how satisfied are you with the performance of the management District in each of its following activities?

Question 20:				
Management District Activities	Extremely/ Somewhat Satisfied	Neither Satisfied nor Dissatisfied	Extremely/ Somewhat Dissatisfied	Unsure/No Opinion
Communicating with the Community (including Newsletter and Annual Meeting)	91.3%	0.0%	0.0%	8.7%
Determining and Levying Tax	52.2%	30.4%	4.3%	13.0%
Interacting with Local Town, County and State Groups	39.1%	34.8%	4.3%	21.7%
Maintaining Safe Navigation on the Lakes	52.2%	21.7%	21.7%	4.3%
Maintaining Water Quality	56.5%	17.4%	26.1%	0.0%
Managing Aquatic Vegetation	56.5%	17.4%	26.1%	0.0%
Providing Environmental Guidance	39.1%	43.5%	4.3%	13.0%
Supporting Safe Practices on the Lakes	47.8%	30.4%	17.4%	4.3%
Total	54.3%	24.5%	13.0%	8.2%

Question 21: Management District assessments are paid each year at the same time as your property taxes and are used to support the Management District activities described in the previous question. Last year, the mill rate was .116 or \$1.16 per \$1,000 of assessed home value. So for example, a \$300,000 residence would pay \$348 to the Lakes Management District annually to support operations. How much more would you be willing to pay to the Management District to better address the issues previously discussed?

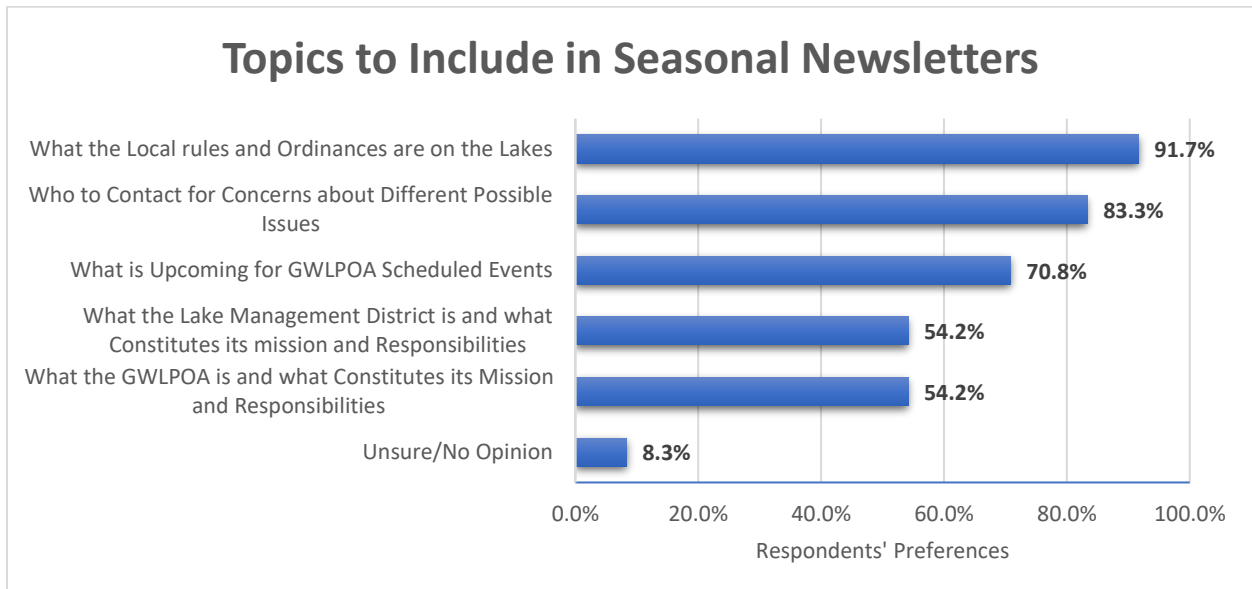
Additional Mill Rate Willingness-to-Pay Annually (in Dollars)	
Mean	195
Median	101
Maximum	1000
Minimum	0

Question 22: Which of the following events would you like GWLPOA to continue to offer or begin offering as lake-wide annual events?



Opinions on GWLPOA Activities

Question 23: Which specific topics would you like included in the seasonal newsletters from GWLPOA?



Question 24: Overall, how satisfied are you with the GWLPOA in its following activities?

Question 24:				
GWLPOA Activities	Extremely/ Somewhat Satisfied	Neither Satisfied nor Dissatisfied	Extremely/ Somewhat Dissatisfied	Unsure/No Opinion
Hosting Social Events	66.7%	25.0%	0.0%	8.3%
Maintaining Members Database	79.2%	8.3%	0.0%	12.5%
Providing a Communication Resource for Residents	62.5%	25.0%	0.0%	12.5%
Providing Welcome Information to New Owners	62.5%	12.5%	4.2%	20.8%
Publishing a Member Directory Every 2 years	87.5%	8.3%	0.0%	4.2%
Publishing Newsletters	83.3%	8.3%	0.0%	8.3%
Total	73.6%	14.6%	0.7%	11.1%

Question 25: GWLPOA dues are voluntary and currently set at \$30 to support GWLPOA operations. How much more would you be willing to pay in GWLPOA dues to increase the types and numbers of activities offered as discussed in the previous questions?

Additional GWLPOA Dues Willingness-to-Pay Annually (in Dollars)	
Mean	23
Median	20
Maximum	100
Minimum	0

APPENDIX C: OPEN-ENDED QUESTIONS

This section examines the open-ended answers respondents gave for 3 questions in the survey (Question 19, Question 22 and Question 23). The question is posted in its entirety and following that, all individual open-ended answers are also posted directly. The open-ended answers are reproduced exactly except for extreme grammatical errors which are fixed for presentation. For Question 19, do the large number of responses, a short summary which categorizes the responses into 9 different categories is included following the question and before the individual responses.

Question 19: Other than those already discussed, are there other issues, concerns, or priorities which you believe should be addressed regarding Whitewater and Rice Lakes?

A short summary categorizing the written responses to Question 19 into 9 categories follows below.

1. Water Diversion from Lake Lorraine - 35 comments (20% of total), not in favor of allowing diversion of water into Whitewater Lake, and subsequently Rice lake.
2. Safety – 35 comments (20%) , a broad category including patrolling, speed, traffic, no wake hours, wake sizes, wake boats, communication of the rules.
3. Local Government – 25 comments (15%) , street quality and patrol, DNR Park maintenance, township governance, enforcement of zoning and building codes.
4. Golden Rule Issues – 22 comments (13%), late night fireworks, loud music, excessive outside lighting, noise, etc...you get the idea.
5. Shoreline Issues – 17 comments (10%), observing the regulations, maintenance, wake caused erosion, overnight mooring. pier lengths.
6. Non- Owner Impact – 13 comments (8%) increased slips, unauthorized and rental, rental party houses, lack of awareness of boating ordinance.
7. Water Quality – 10 comments (6%) , dredging, bog removal, weed removal.
8. Fish – 9 comments (5%), stocking, game fish protection, structure creation.
9. Misc – 4 comments (4%), pet control, walking trails, restaurant, zebra mussels.

The Sponsors noted in response to these comments that some of these issues are already being worked on. Some others will be added to the planning process of the Sponsors, while others are beyond the authority of the Sponsors, but when appropriate will be communicated to the responsible organizations.

The complete set of individual responses to Question 19 (which were summarized into the above 9 categories) are included below in their entirety.

- Loud music from wake boats.
- The issue of potentially having the waters from lake Loraine flow into Whitewater Lake.
- Closer enforcement of existing state and county rules that address what can be done in the first 75 feet of shoreland.
- Weed control on 3 ponds adjacent to lake on Townline and Chapel.
- Residents should be fined if they let their shorelines fall into disrepair to the point it is a safety hazard and can impact contiguous properties.
- The cost to the damage to shorelines should be shared by the properties that have excessive amount of lifts (renting slips). The amount of lifts allowed on a property/business has to be reduced to limit traffic.
- Develop and implement a consistent no-wake policy (for the complete lake during high water). This should contain a way to alert GWLPOA members by email or text when the lake is no-wake and when the no-wake is lifted. I understand some are upset when there is a no-wake during a weekend, but we must protect our shorelines. If the DNR is continuing to insist on smaller rocks on our shoreline above the water line, we need to have a consistent policy to protect our shoreline.
- The Lake Lorrain plan to pump overflow into Whitewater Lake!
- The wake surfing should be eliminated. It causes huge boat wakes which cause more shoreline problems. I feel it is also dangerous to other boaters.
- On the South side of the lake just west of Scenic ridge campground/marina that goes all the way to Sand Pyramid Road, there has been a severe reduction in rocks upholding R&W Townline Road. Campers have historically picked up and thrown the rocks into the lake. I can now start seeing cracks in the road caused from the lack of support. This needs immediate attention. Not sure if this is the responsibility of Richmond township or Whitewater Lake?
- There have not been any efforts to create manmade structures for fish habitat. Yes, the gravel walleye spawn bar was a recent project. But the fish need structure (cribs, large rocks-brush piles etc.). I have noticed a significant decline in the quality of fish as well as the numbers on Whitewater Lake. Several years ago, the board removed precious underwater tamarack trees, logs and stumps that were located in the slow no wake areas surrounding the bogs on Bass lake. This was a mistake. We should think about replacing those structures. They were removed for "safety" purposes, which I think was a stretch. I am happy to head a project and work with Luke Roeffler (DNR) and the board to introduce structure for the lake.
- Better enforcement of state and county shoreland regulations by the WWLMD, Towns of Whitewater and Richmond, and GWLPOA. I would bet that few WWLMD board members, Town board members and GWLPOA members even know that our lakes' Code Enforcement Officer is Lindsey Smith (262) 741-7917. The county depends on residents of the lake to be their eyes on the landscape for such violations. It's my understanding that very few violators are fined. Most violations involve a conversation between the county code enforcement agent and the property owner. Snapping a photo and confidentially texting a photo to Lindsey with an address and brief description of the potential violation is all that is needed. You can request to be notified about

the outcome or choose not to know. If it turns out the activity was indeed permitted, then no worries about having reported it.

- More consistent application of warnings or violations. It seems the patrols are never where they should be when violations occur, especially "put ins" driving to close to other boaters. Also, there seems to be more focus on violations by jetskiers and not enough on boaters. Getting runover by a boater is far more dangerous than by a jetski.
- The possibility of water coming into our lake from Lake Lorraine. I am opposed to the water coming in.
- I am very concerned about the potential de-watering of Lake Lorraine and Buol Pond into the Whitewater-Rick Lakes watershed. This would be a disaster for water quality, because of the agricultural runoff from that area.
- Management of the increasing number of rental slips and put-in boats on the lake. The lake is getting extremely congested for its size.
- Safety patrol during the week on random late afternoon and evening hours (3:30 pm-8:00pm).
- More commitment by the towns to recognize and expend their tax revenue to support the needs of the lake property owners.
- Not allowing water from Lake Lorraine into Whitewater Lake.
- Limit the areas for wake boarding with huge wakes to large open water areas. Limit these boats creating large wakes without limiting the typical fishing boats and other pleasure crafts.
- Fishing boats and others allowed to make a wake before 9am without any tickets issued.
- I'm wondering if the GWLPOA would be interested in making Whitewater or Rice Lake items for sale? (i.e. men's, women's, children's t-shirts; beach towels, cups, glasses, beach bags, etc.)???
- No drainage from other lakes into Whitewater EVER.
- Proposed drainage of Lake Lorraine into Whitewater Lake.
- Too many rentals and put in boats on weekends. A lot of boats have lake access but not much lake property so a lot of boats in small areas.
- Non-resident owners who have to pay extra for fishing rights and launch rights.
- Beach parties.
- Public and private campground.
- Proposed water diversion from Lake Lorraine.
- Water height of lake is much higher than when we bought our house. I think when they redid the dam that feeds into Rice Lake the measuring device was placed at a different level. This hurts the shore erosion.
- JNT and Scenic Ridge both provide rental pontoon boats. these are the ones often violating rules and operating unsafe. They need to provide more info to the boat renters on how to operate safely and the rules of the lake.
- The new issue about Lake Lorraine pumping their excess water into Whitewater Lake. This should not be allowed!
- There should not be any transfer of water from Lake Lorraine to Whitewater Lake. This would destroy the quality and level of water in WW Lake.
- Fireworks are forbidden without a permit in the Town of Whitewater, yet, many nights (especially weekends) fireworks are shot off with impunity. I am concerned not only for my own peace and quiet but also for the forest animals that must find fireworks disquieting. I would

appreciate aggressive enforcement of existing ordinances along with a regular reminder in the Lake newsletter to decrease or eliminate the noise pollution.

- Light pollution has increased a lot. We should try to get lake facing lights off at night. Especially decorative lights with no security value, and overly strong and upward flooding security lights. We enjoy a rare spectacular night sky when weather allows.
- Limiting wave runners and their use. Force wave runners to observe no wake areas. Rice Lake has very little enforcement of anything, including skiing after sunset.
- Fishing, more aggressive stocking program (walleye and perch) introduction of muskies into WW Lake.
- Two issues: Issue 1: Reducing existing muck on lake bottom and improving water quality. Based on wave action and spillage during the bog removal, there is a particular problem with muck accumulation at frontages near Cruise Lane. Also, muck can be reduced by activities to prevent plant matter and yard debris from accumulating and decaying in the lake. Late fall activities such as (a) severe lake-plant cutting/removal (which is terminated to use the equipment for bog removal) and (b) yard debris management notices to frontage properties requiring yard debris removal before it blows into the lake and/or temporary late-fall snow fences at the lake frontages. The reduction of biomass accumulating in the lake should reduce excess nutrients associated with lake eutrophication, algae blooms, and excess lake plant growth, while also reducing the lake bottom muck and improving water quality. Issue 2: Please designate one hour (such as 8:00 am to 9:00 am?) each day (or just Saturday?) as no-wake (for paddle boards, sailing, etc.), except just for boats as they are pulling a water skier (I do not ski). Unlike other wake-producing water sports, water skiing is best and safest for the skier when the water is as flat as possible. This would uniquely enhance Whitewater as a lake friendly to water skiing.
- We are very concerned with the Lake Lorraine issue infringing upon Whitewater Lake.
- Better and more regular attention to the condition of all public launch sites. The launch pier at Parkside seems to fall into disrepair too frequently. Would like to see more boat rental product diversity (more than pontoons). should purchase the open property at the corner of Larry's and E. Lakeshore for car and trailer parking.
- A channel for boats to get to their piers needs to be re-dredged at the southeast end of the lake (houses closest to Natureland).
- Drainage from other waterways or properties that could damage our lake.
- The current situation with Lake Lorraine is of great concern. Why the DNR would even entertain the thought of disrupting Natureland and bring Poor quality water into the Whitewater and Rice Lake area is unbelievable.
- The safety patrol does safety checks of boats, which can be disruptive if there's no cause to be pulled over. Most of us residents on the water are knowledgeable on safety, have the correct life preservers, etc. Spend more time looking for the those are not following safety guidelines, especially nonresidents who drop their boats in for the day and create havoc and safety hazards. A quick boater safety course should be mandatory when getting a daily pass so they know the rules and will comply. We have had countless run ins with these types of boaters who are going the wrong way or following our skiers much too closely.
- People continuously throw the rocks in the lake and ponds along R&W Townline road on WW Lake and the road is starting to erode. Additional rocks need to be brought in and signs saying "Do not throw rocks" put up.

- Riparian rights taken away from properties along Townline Road between Heart Prairie Lutheran Church and Scenic Ridge Campground. Would like to see allowed a neighborhood association set of piers for this area.
- Maintenance of the dam where water flows from Whitewater to Rice Lake and raising the level of the dam to maintain a more consistent level on Whitewater Lake.
- 1) Our lakes are rather small and boat traffic is becoming more crowded.
- For safety and erosion control, a maximum boating speed and maximum horsepower based on boat weight and/or type of boat should be established. 2) Again, because our lakes are small and crowded, wake boats are destructive to our shorelines and a nuisance to swimmers, kayaking, fishermen, other boaters and nature's creatures. Wake boats are for larger lakes. 3) In order to ensure the various lake managing associations, government departments' and agencies' rules have been read and understood by lake property owners, a legal document should be signed by the property owner and provided to the lake association and/or appropriate authorities. Lake property owners should be responsible for informing guests or other occupants (renters etc) of the rules.
- Ridge Road replacement. Very high density with very high bike and pedestrian use. Significant safety concerns for bikers and elderly walkers.
- Do not let Lake Lorraine flow into Whitewater Lake.
- Pumping of water from other lakes into Whitewater and Rice Lakes which is causing higher lake levels.
- Control & Limit Lake Access, with a FEE charged, for non-residential wave-runners using Whitewater Lake. It's getting to crowded for Homer Owners who enjoyed the privacy of the past. We have lived on the Lake for over 36 years.
- Post lake rules online on Facebook and at boat launches. Mail out in newsletters. Encouraging neighborly behavior before creating more rules.
- - boating safety - particularly day boaters and everyone's understanding of safety, right of way and lake specific rules. - Water quality and to keep improving water quality. - no wake rules - as a slalom skier, it would be nice to have some designated morning slots before 9 am for only slalom skiing - perhaps a day or two mid-week,
- Discourage water drainage from Lake Lorraine. Make liquor licenses available on the lake so restaurants could be profitable.
- The increasing number of rental properties on or near Rice Lake. I thought there was an ordinance about rentals. One house on Pine Knolls advertises that it sleeps approx 12-15 people so it's a party house when it's rented. This is a quiet neighborhood, and we want to keep it this way.
- Water should NOT be diverted from Lake Lorraine into the Whitewater/Rice Lake watersheds until an impact study on water quality is completed and those results are published to the lake community for more input.
- Fireworks need to stop at 11:00.
- Weekend nights when alcohol assisted high speed boating takes place
- Increase in the number of new, unauthorized boat (rental?) slips.
- Increasing size of boats leading to huge, unsafe wakes
- Winter lake safety and use.
- Fish stocking

- All surrounding lakes allow 3 person tubes. We do not. It seems silly that this is not allowed. The safety is about the same. We would like to see this changed to be like all the surrounding lakes. Thank you.
- 1) Managing the bog should be a bigger priority. We have the equipment; I don't understand why we don't aggressively manage it. Besides being unsightly, it becomes a huge safety issue, especially with those not familiar with how to navigate them. The bog basically shows up Aug 1 every year, why not plan on that and do weekly clean-up thru Aug so that Labor Day is completely clear. I'd give up the Saturday weed pick-ups the month of Aug to help create the resourcing to do it. 2) Biggest enforcement issue I see is for non-resident boaters. Mostly renters, but also guest who bring their boat. Cannot tell you how many I see blow thru the no wake on the back side of the island on the north end.
- Enforcement of not allowing boats to be moored with buoys overnight and/or on weekends near the shoreline of the lake.
- Whitewater town board thinks they are in charge of everything. Old men with a little authority goes to their head!
- DO NOT allow lake Loraine water to be pumped into Whitewater Lake!
- Boat size and weight ballast and wake.
- The shooting off of fireworks, that are against the law, occurs at all times of day night, and during the year. Anything that leaves the ground is against the law, a license is required! Was posted in the newsletter, but more is required!
- Whitewater Lake is too small for the larger jet skis and boats.
- Maximum boat and motor size limits, no launch fees for property owners.
- Exterior artificial lights. Too many high intensity lights are being used by homeowners at night as well over abundance of exterior lighting in general. They want street lighting to move back to the city.
- Maintaining and improvement of water quality.
- Improving game and pan fish populations and size.
- Loudspeaker use by Camp Joy - limit how often and for how long.
- With the addition of many new residence, I think it is important to reference normal boat safety in the newsletter throughout the year. For instance, I don't think most people realize that on Rice Lake you should be going counterclockwise. Since it is such a small lake this is very important. Simple instructions like these can help newcomers understand both boat etiquette and overall safety.
- Piers are popping up all over. Not sure if they are legal. Think the opinion of people who own property on the lake and have to put up with boat traffic, erosion, etc. answers should be weighted more than others not directly on lake.
- Eradication of Carp should NOT impact other sport fish like bass and pike.
- Potential of Lake Loraine water runoff on Whitewater and Rice Lakes and the negative impact of water quality.
- Frequent fireworks during random nights and times. Some residents disregard requests from law enforcement to stop when asked. We also believe they are using them without a permit. These are disruptive to children and animals as well as adding debris to the lake. We are very concerned about the prospect of allowing foreign water into our lake system.
- Blue gills are boring swimmers near all shores. People are complaining. Mist try to eliminate

- Speeding on roads around lake and unsafe walking on roads around lake
- State Park Road, and Ridge need maintenance, and the woods no longer seem to be periodically cleared of deadwood. The restroom at the beach is horrid. Why no beach questions? It could use some help! Path from marina to beach and signage is falling apart, after all that money spent refurbishing!
- Posting more educational/safety info at all of the boat launches. People that don't live in the lake don't always know the rules and safety guidelines.
- Property owners at the lakes edge should have the knowledge of how much damage chemical weed control does to the lake. The homeowners around the lake properties should also be made aware. Round up is an awful product but many people still use it. There are many other names and varieties of chemical weed control and nitrogen use that folks just don't know cause problems. Education is the key to keeping our lakes safe.
- A lot of the boat wakes destroying shoreline depends on lake level. Same with weed control. High lake, and boats that throw large wakes and have their weight increased to throw these big wake is something that should be controlled.
- Leverage the Internet for boat safety instruction, rules specific to boating on Whitewater Lake, and other relevant news.
- More Spraying for Weeds. This was not fully addressed if we need more of this. Do not allow run off from other lakes into Whitewater Lake. I understand this is a discussion at this time regarding Lake Loraine. This lake is of poor water quality.
- The length of piers into the water. The marina piers seem to be extremely long and must exceed the DNR limits.
- Plan by Lake Loraine and Town of Richmond to drain water into Whitewater Lake. Should not be allowed.
- There are too many fireworks being set off by individual homeowners all summer. Not sure what the solution to this is!
- Upkeep of the state park beach, empty garage more often.
- On the slow no wake topic, there was not an option to reduce the hours during the week but maintain current hours on the weekend. Specifically reducing or removing the 9am slow no wake on non-Holiday weekdays. Additionally, the size of boats and wakes is a tricky topic. Yes, the newer boats that have ballasts to purposely create large wakes for certain activity do that very well, however, boats driving slowly to cruise around the lake close to shore can produce a pretty large wake closer to shore and have as much impact on shoreline, if not more than the previous type that are usually much further away from the shoreline.
- No dumping Rice Lake water into our Whitewater Lake!!! Very important to us to keep our Lake clean and healthy for our kids and grandchildren to swim, water boarding and kayaking safely and in healthy waters for many, many years for future generations to enjoy a clean water Lake.
- I would like to eliminate the use of high lumen floodlights from the cottages onto the lake. These lights sources can ruin the pleasing darkness of the nighttime sky and lake views. Some are so bright that they are blinding from across the lake. This issue would be rated my top issue of all discussed topics.
- Removal of Airbnb and similar rentals. 30 days or more on vacation rentals minimum. these types of properties and their occupants tend to reduce property value and ignore lake rules.
- Use of the lake by non-residents and their disregard for the rules of boating, etc.

- Better road maintenance in the winter. Better response when bad conditions are reported. Respect for tax paying citizens when problems are reported to authorities.
- Pet control and picking up/disposal of pet waste. Vehicle parking on the roads around the lakes should be restricted, particularly in the winter!
- Scenic Ridge campground patrons should be made aware that RW Townline Road is a roadway and NOT part of the campground. Too many golf carts parked in the roadway, children darting out between parked cars, etc.
- The lake Lorraine overflow into WHITEWATER lake should be addressed as a Number one priority as we do not think that would be good for WHITEWATER lake.
- Boats pulling wakeboarders should be limited. Usually, they rip up the lake on a weekend and make it miserable for those trying to have a casual boat ride, with huge waves. I think it is selfish and obnoxious, and in some cases it can be unsafe.
- Dogs should be leashed, and owners should clean up after their dogs.
- Public access and trespassing on private properties, swim docks and piers. Day users of park and dnr facilities trespassing on private land/ homes.
- The potential for additional water coming from Lake Lorraine. I am opposed to that. Also, general water quality of Rice Lake. Whitewater is much clearer and I am not sure why.
- I am STRONGLY opposed to allowing water from Lake Lorraine (poor quality water) be routed into Whitewater Lake.
- Lake Lorraine overflow drainage into Whitewater/Rice watershed.
- No wake buoys should be placed in the North Channel. Better signage at the entrance and also placed down the middle of the channel. There are quite a few instances that I believe boaters are unaware.
- I would like to see more stocking of game fish in the lake.
- Weed removal highly inefficient. Bog removal also highly inefficient. Reckless boating has increased dramatically and big boats washing out the shorelines are getting worse.
- Homeowners should be responsible for guests and renters to be informed about rules and regulations that pertain to boating, lake rules for speed and traffic patterns and care for surrounding areas.
- It would be nice if there was a bar restaurant on the lake.
- Lake Lorraine should not be emptied into Whitewater Lake!!!
- We should not allow drainage from lake Lorraine into whitewater/rice. It will destroy the quality of the water and increase shore erosion at great expense to homeowners.
- Continue active lobbying against the proposed canal from Lake Lorraine to WW lake.
- I know it's an issue already being addressed b it I'm very concerned about lake water being pumped in from lake Lorraine.
- The Lake Lorraine water diversion project (drain the swamp) must be stopped. Their failure of Richmond Twsp. to actively manage the lake over many years should NOT justify them destroying our lake spreading their swamp into Nature Land and the South lobe of Whitewater Lake.
- Need to look at how homeowners are lighting houses and property and the impact on neighbors....light pollution is becoming a problem on lake.

- The use of renting homes aka Airbnb current rules outdated remove rentals to allow home owner to do as they wish.
- Road repair in the area. Ridge Rd., State Park.
- Long term bog removal. Plan and effectiveness.
- Light pollution - increased awareness of bright lights effect on enjoyment of night sky.
- More active promotion - a sustainability practices by homeowners.
- Limit the amount of solar lighting for each property - some lots are becoming like Chicago at night. Define and amplify the DNR shoreline natural erosion abatement best practices to GWLPOA members. Also, fertilizer and detergents to reduce alga bloom.
- More patrolling by Walworth county Sheriff's department for speeding, fireworks, and general drive bys to detract from/discourage vehicle breaking.
- Weed control on ponds; this is a major problem and concern. It gets worse every year.
- Maintains water quality and clarity. Having enforcement of all boat traffic travel counter-clockwise on lake.
- Clear the brush a little more from the public access areas so you can more easily walk down to the lake. Perhaps limit non- homeowner boats to a certain number on busy weekends to protect shores and boaters as well as the health of the lack.
- Expand and enforce no wake zone around "bird island". Improvements to dog beach; the area is muddy and the water is stagnant.
- Dumping lake Lorraine into whitewater lake. This should be a no!
- Boat and motor size on rice lake and stocking fish on the lake.
- Ability, support for dredging heavy silt areas around dock (swimming) areas.
- Fireworks by individuals is illegal! Must have permit and license. This should be enforced before someone gets seriously injured and/or a major fire. It takes 30-40 minutes to get the fire department to Whitewater Lake. Light pollution: Everyone wants lights lit at all times. Getting hard to see the stars and enjoy the peace and tranquility of the area.
- Boaters are aware when police sheriff are on lake to patrol. Weekdays rules aren't always followed.
- Dredging on shallow parts of the lake Kahn circle, Southwest Beach, Northeast???? Bay, oakwood road area, Isabela Bay area.
- Boaters' safety requirements in order to rent a boat at JNT's - possibly a channel camera to catch violators speeding through.
- Not allowing Richmond to dump Lake Lorraine into our lake under ANY circumstances. Helping homeowners navigate the DNR regarding seawalls; they're too law with rising water levels and wake sizes. Their regulations and lack of approvals are archaic and inconsistent.
- Perhaps limit non- homeowner boats to a certain number on busy weekends to protect shores and boaters as well as the health of the lack.
- More walking/hiking/biking trails.
- More uniform building allowances.
- Drone regulations, enforcement of surrounding road speed limits (lots of kids playing).
- Rental craft - witnessed unsafe conditions with respect to rental boats. # of people allowed. Inexperience boaters - extremely dangerous to themselves + others.
- Better monitoring of large/damaging parties at the WW Beach.

- Rice lake isn't getting the weed control like Whitewater Lake and I'm paying the same as WW Lake.
- Outlaw rigged i.e., enhanced fins and added water ballast beyond manufactures standards. No aftermarket add ons.
- Additional parked/parking for boat trailer. Additional boat launch parking.
- Loud music and loud parties should have noise ordinances enforced. Outdoor loud parties need to stop by 11:00 pm and not continue all night long. I hate beer pong.
- Speed enforcement on Kettle Moraine Drive. This is a major walking road (bikers, dog walkers, runners) and cars are driving way too fast, especially in Summer when walking and people are out more!
- Address rock erosion on Townline Road.
- Parking weed conveyor on cruse lane months before being put into use. Workers and the public parking in cruse land. Needs a few more signs. People don't see a sign right where I want to park so they think its ok to park there.
- Paddleboards and kayaks should not require life vests. People surf in the ocean, carrying a vest on a paddle board is a nuisance. The board itself is flotation device
- Has the management district explored options to dredge or drain portions of the lake to improve the water clarity? It's an extremely dirty lake relative to many others in the area. We would be willing to pay special assessment to facilitate.
- Out of state people that have homes here and go boating sometimes have disregard for other boaters on the lake. They don't keep their distance away, are out after sunset on jet skies, etc.
- Stop homeowner from using pesticide/chemical for their lawn.
- Enforce fish size limits. Promote catch and release. Stock more walleye.
- More waste bins or collection at the beach area.
- When patrolling the lake, law enforcement is there for boat safety only. No guns are required for this management, nor should they be used to enforce city rules. Water safety patrol says it all.
- Non residence noise violations, especially on the holidays. We still all must work and not to be able to sleep at 10 due to parties and fireworks.
- Attendance/participation at meetings should be allowed virtually. It would be nice if the property owners could feel that the committee members are willing to work with them in coming up with solutions rather than doing projects or work without that knowledge, such has the dumping of rocks in the water off of Hill Drive. The property owners were willing to pay for the beautification and improvement however, the town just went ahead and had unsafe rocks dumped in the lake instead.
- Zebra mussels were not even mentioned.
- Lake Cravath drainage
- Unpermitted projects, lack of knowledge of zoning laws, tree cutting and unauthorized land disturbance. The lake is getting more green every year with algae blooms and excessive nutrient runoff!
- Jetskis/wetbikes (wave runners) should be banned or have extremely restricted use times they are an extreme safety hazard and the biggest noise polluter (along with fireworks).

Question 22: What other activities would you be interested in the GWLPOA adding to its schedule of events?

- Schedule some pontoon parties at times where weekenders can attend. Not everyone on the lake is retired and able to attend on Thursday night. Replace the hot dog event with food trucks that sell food. Out of season events, like bowling night would be nice. Not everyone on the lake goes south for the winter.
- Movie night on lake.
- Annual Fireworks.
- Have a Fall fishing contest for homeowners. An inaugural whitewater lake fishing tournament.
- Puzzle exchange, book exchange.
- Educational/Instruction seminars on skiing, fishing, knot tying for boating and fishing, sailing, ice fishing, skiing.
- I'm wondering if the GWLPOA would like to sell Whitewater and Rice Lake (t-shirts, golf shirts, lite-weight jackets, caps, hats, beach towels, beach bags, plastic cups, plastic glasses as souvenirs of Whitewater and Rice Lake???)
- Outdoor movie.
- More lake related and less golf and dinners. the music on the lake is fantastic - more of these and maybe a way for nonmembers to pay for concerts or the hot dogs, etc.
- Instructor-led hiking and fishing programs to improve awareness/best practices for our park and lake environments.
- 4th of July Boat parade, more music events at Lions club versus golf outing where only adults can attend. More family friendly events.
- New property owner welcome/information package.
- Weaving, crafts, etc. with lake themes. Snorkeling tour of lake. Clear section of lake ice for skating/hockey, ice "dancing". Beach volleyball games, league, or contest. Water Polo (swimming or paddle board). Frisbee Golf with "goals" on the water. Kite making, fighting kite contests. Racing R/C Drones. R/C "Battleship".
- A Weekend of Lake Area Households Garage Sales.
- Food Truck? Party in the Park to get to know others on land.
- Trivia Night: it should be things that allow us to interact on or near the lake.
- Garden club
- A running race like a 5k. Could be a money maker too.
- I think a Carp fishing contest would give a win. Fun activity. Get rid of Carp and fun fishing.
- Farmer's market or coop. Whitewater is in a food store. Uncle Bucks is the closest option. Install fiber to improve Internet access.
- Outdoor Exercise, Group hikes, walks and bikes, group kayak/paddle trips, progressive dinner groups, Pop-up Outdoor happy hours in various "neighborhoods" on the lake.
- Continue Lakeside Concerts once each month during warmer months.
- Music on lake.
- Rice lake activities!
- We use cottage and lake for family time not socializing.
- We would need to be invited, since we no longer own a pontoon.
- Bring back sailing "regatte".

Question 23: Which specific topic(s) would you like to see in the seasonal newsletters from GWLPOA?

- Information from township meetings affecting the lakes.
- Less mailings and more info online.
- Introductions of people new to the lake, and others, as they permit. A town newsletter at our other house does this and it's great. Is anything now done on the 4th and day of our fireworks? If not add something. A lake car show. A drive around as people put their classic cars out. I bet there are many. Maybe a bike or run around the lake too.
- State Park activities, educational events.
- Summary of this survey result for all to view.
- Emergency (fire/police) and other relevant contact information (Town Hall, trash, etc).
- New member and death announcements.
- Neighborly encouragement
- Updates on: WW lake dam; the proposal to feed Lake Lorraine into the south end of WW Lake.
- Any planned maintenance in or around the lake.
- Progress on Bog Removal and Control, Progress/Dates for weed control cutting and spraying, same for Geese Control; DNR/County rule and law changes affecting property owners.
- All of the above are important and could be included in the newsletter simply as links to that information on the website. That way, info would be readily available/ accessible without the need for seasonal articles on each.
- Statistics on property owners (# of properties, # of full-time residents, average duration of property ownership, etc.).
- Boating Safety and overall etiquette.
- Improve Internet access to lake homes. This maybe outside the scope of GWLPOA, but poor access detracts from the quality of life of living on the lake.
- Other area things to do including ski team shows.
- Maybe a member spotlight, highlighting couples or families on the lake, especially new ones. A history section. We love the Farmers' market.
- Environmental guidance for properties not directly on lake.
- Stocking reports on fish, success of carp removals, geese population.
- Ordinances pertaining to fireworks.
- Info about how joining can make a difference.
- To end outdoor loud parties by 11:00pm, to respect your neighbor.
- Info for new residents.
- Hunting season awareness! (For the kettles traits around the lake area).